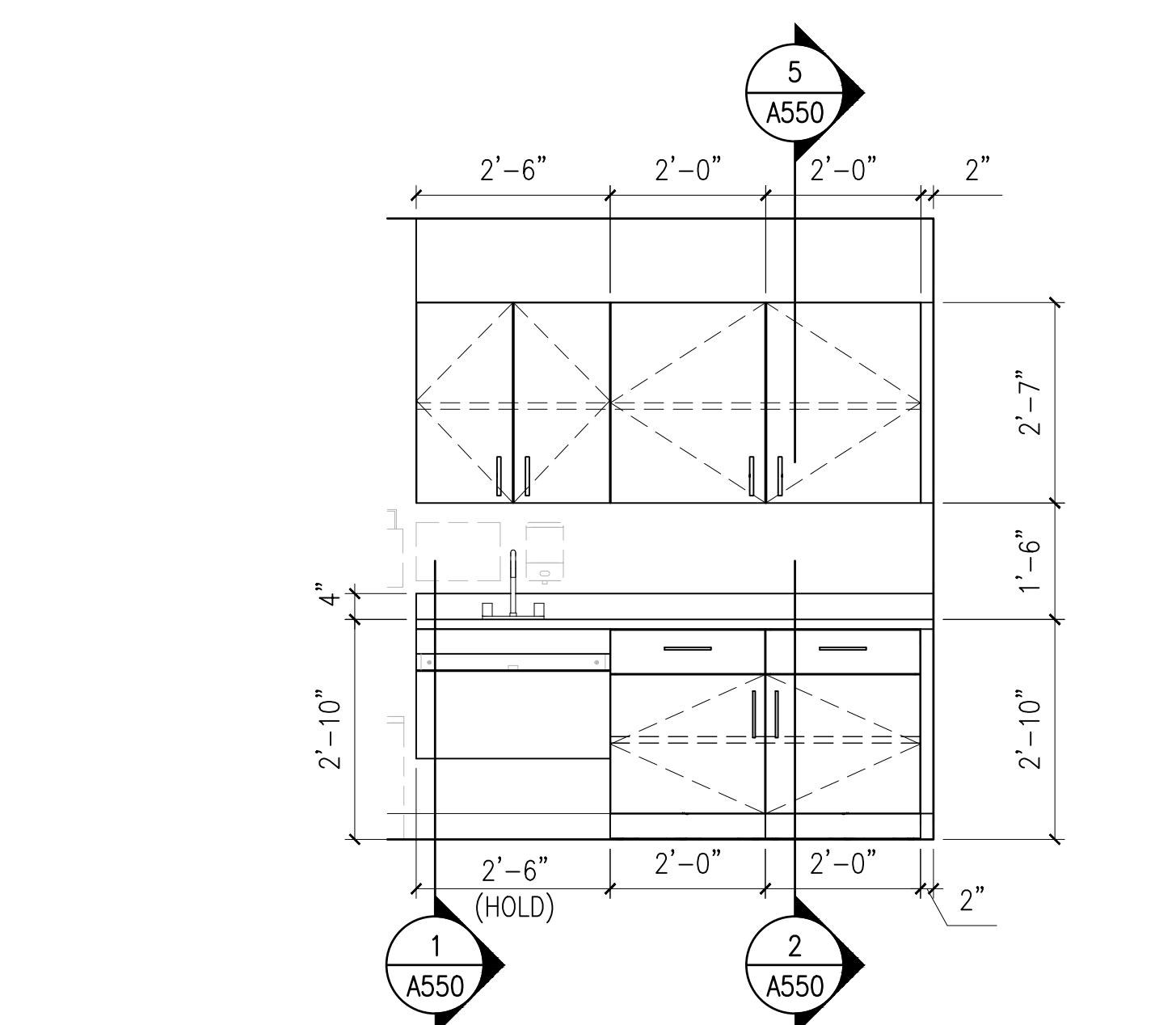
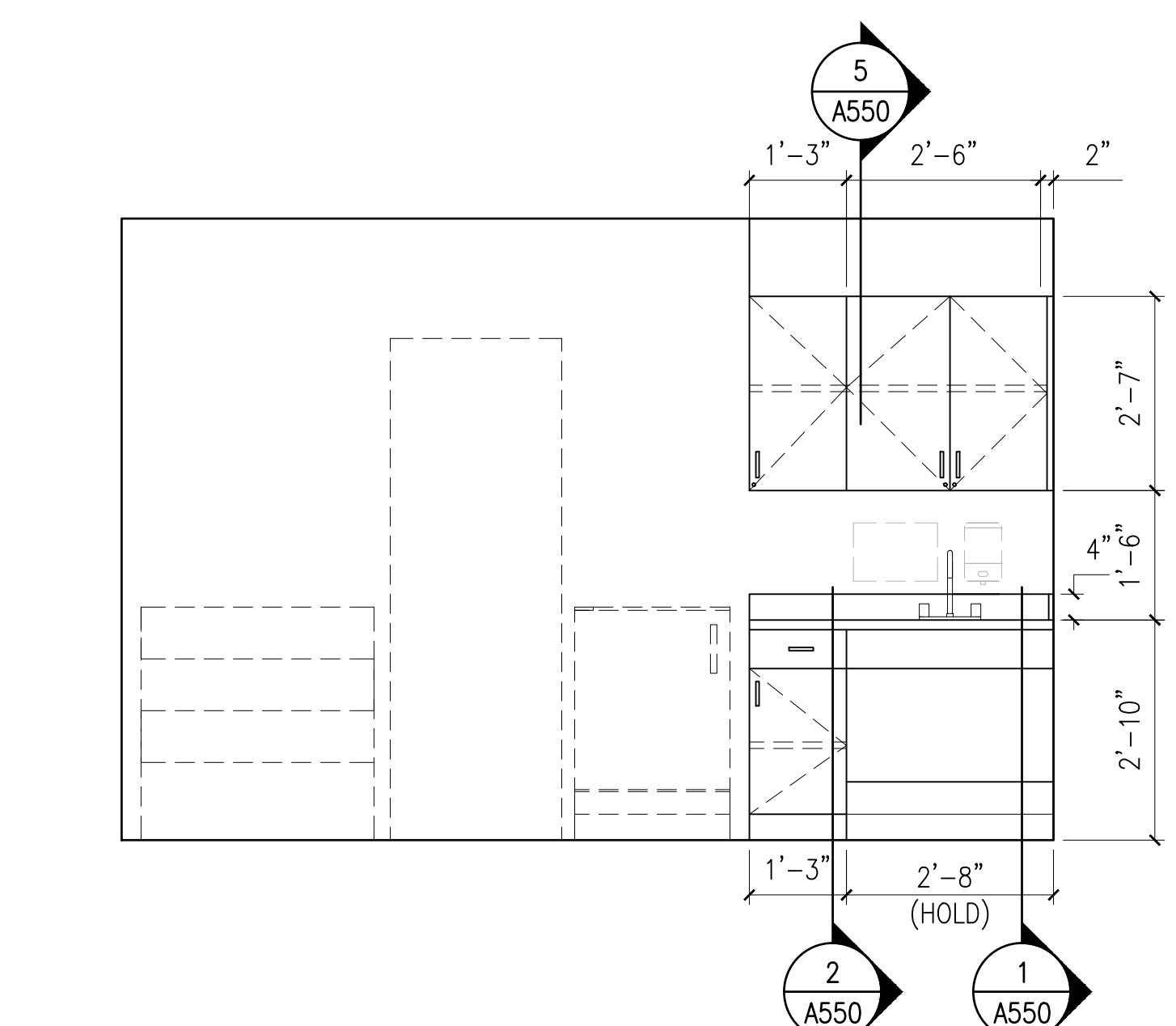


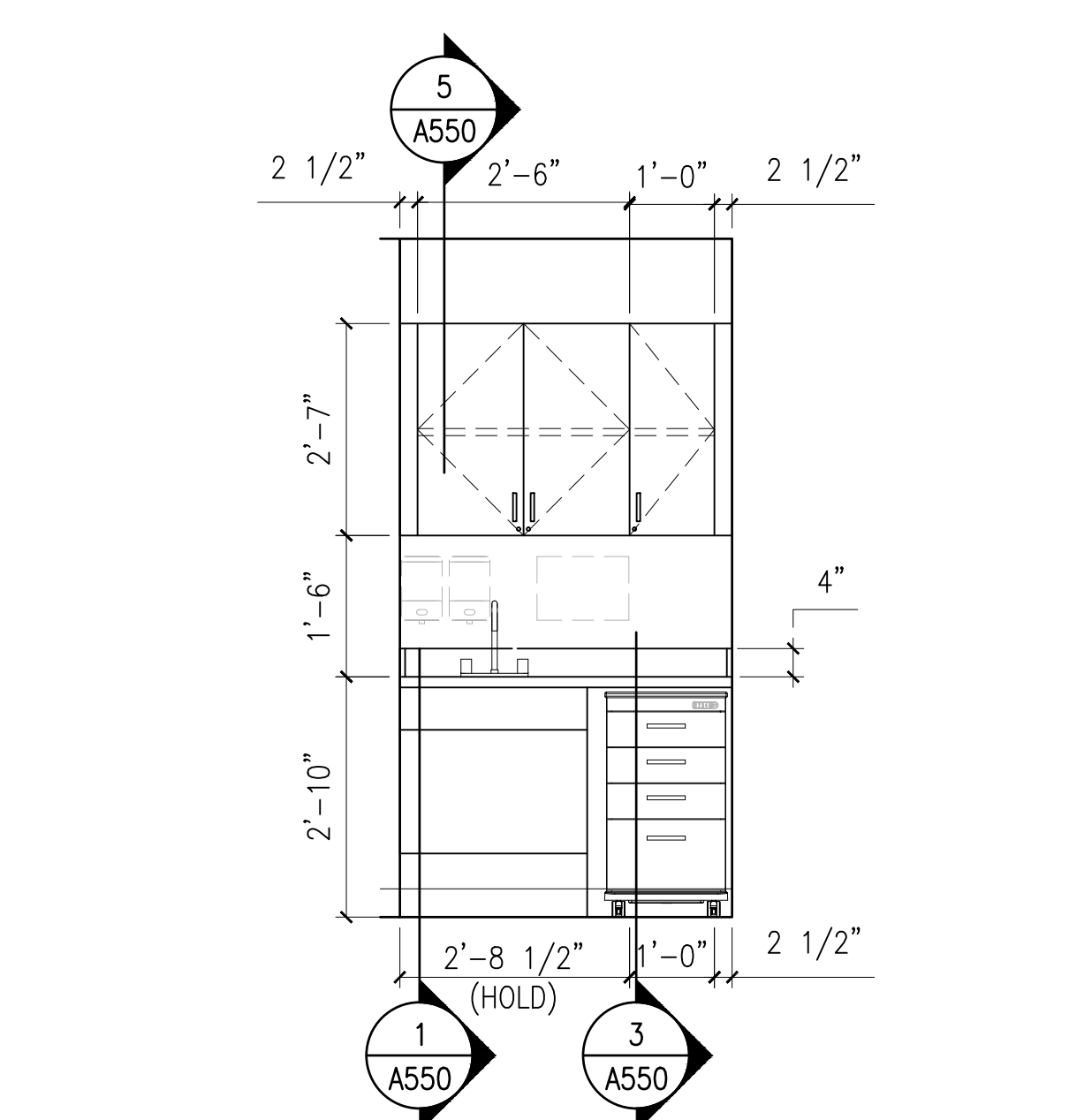
NOTE: SEE DRAWING A401 FOR INTERIOR ELEVATIONS KEYNOTES.



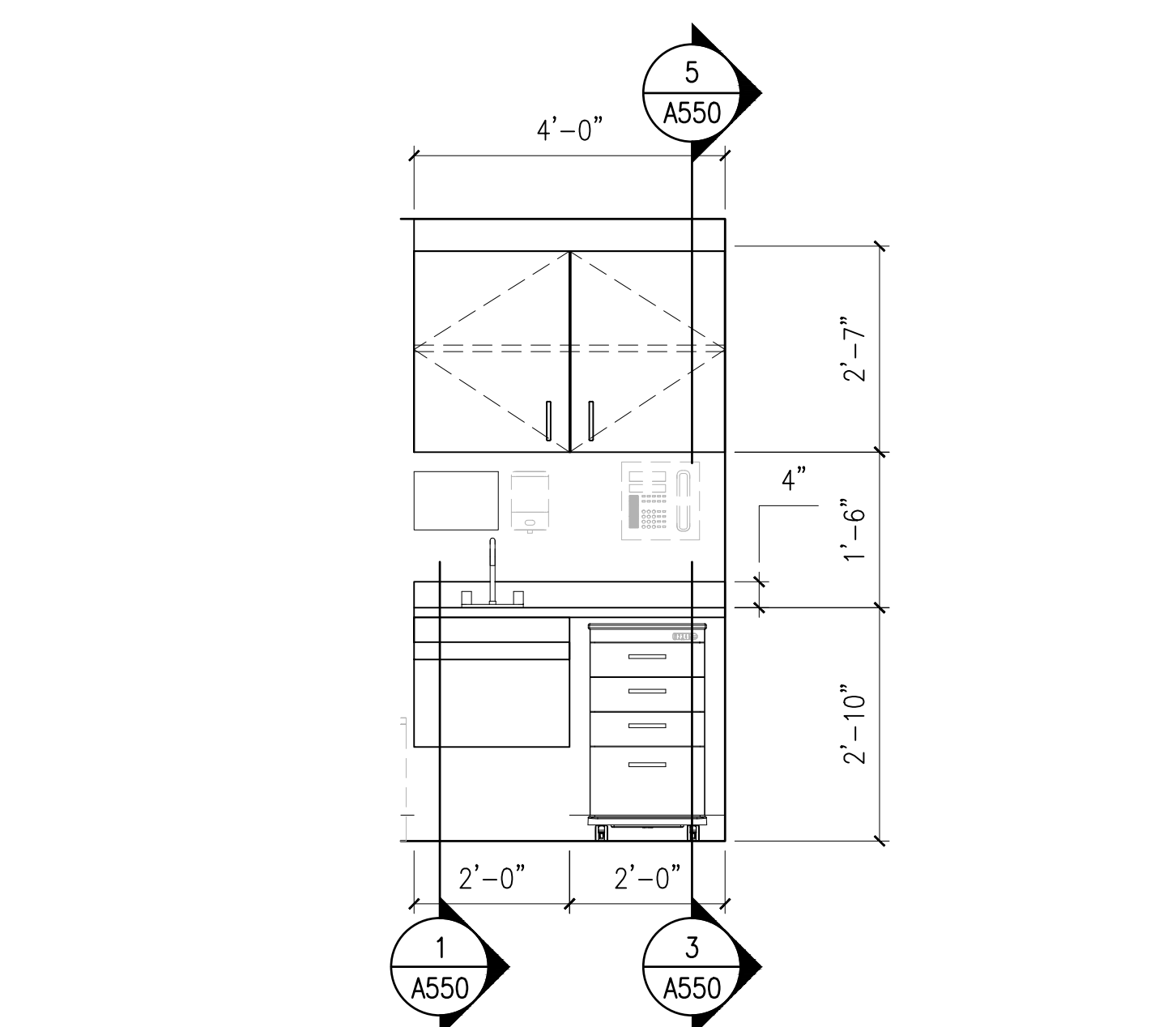
15 PROCEDURE ROOM 154 - MILLWORK ELEVATION  
1/2"=1'-0"



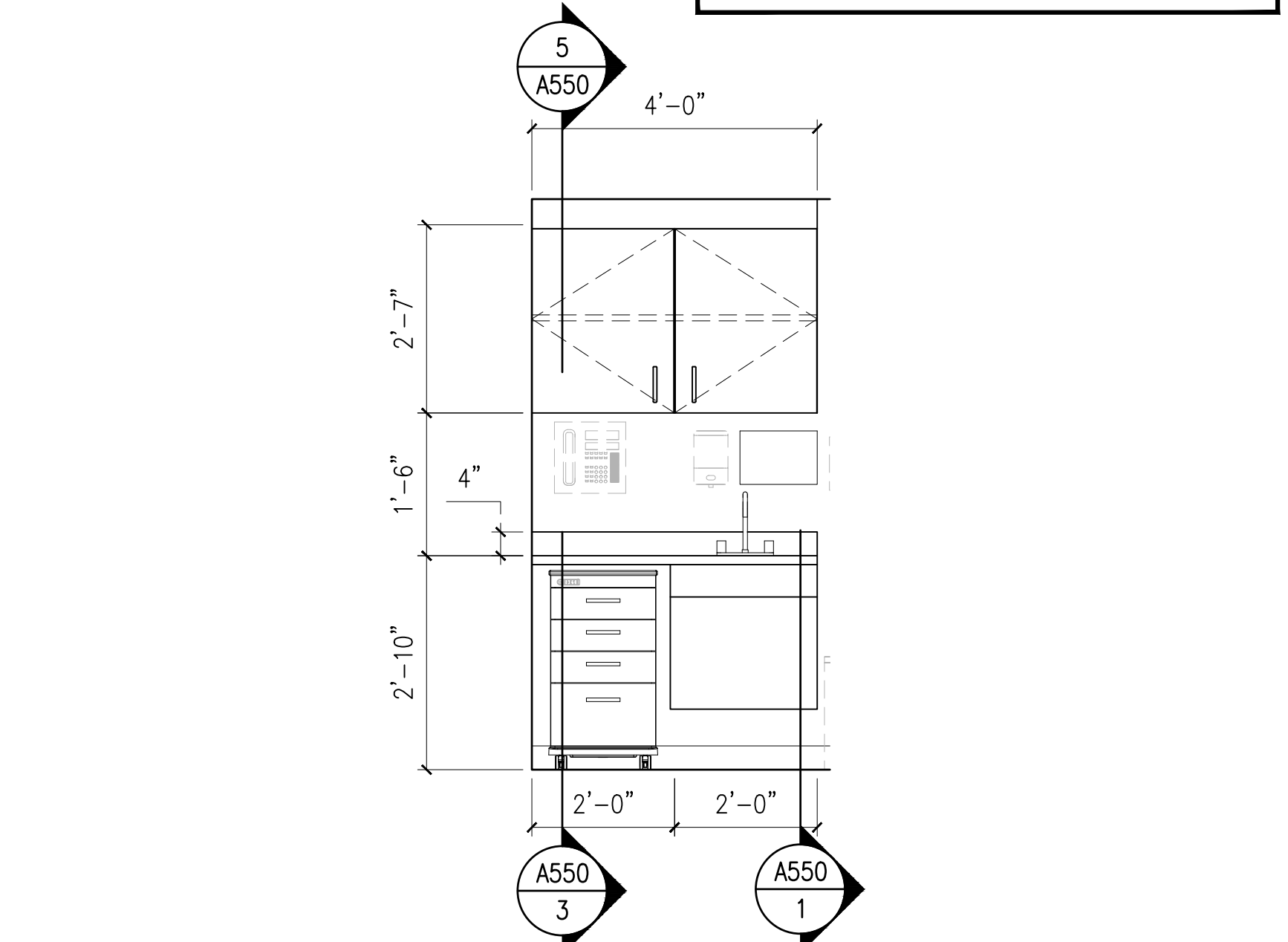
14 MEDICATION ROOM 146 - MILLWORK ELEVATION  
1/2"=1'-0"



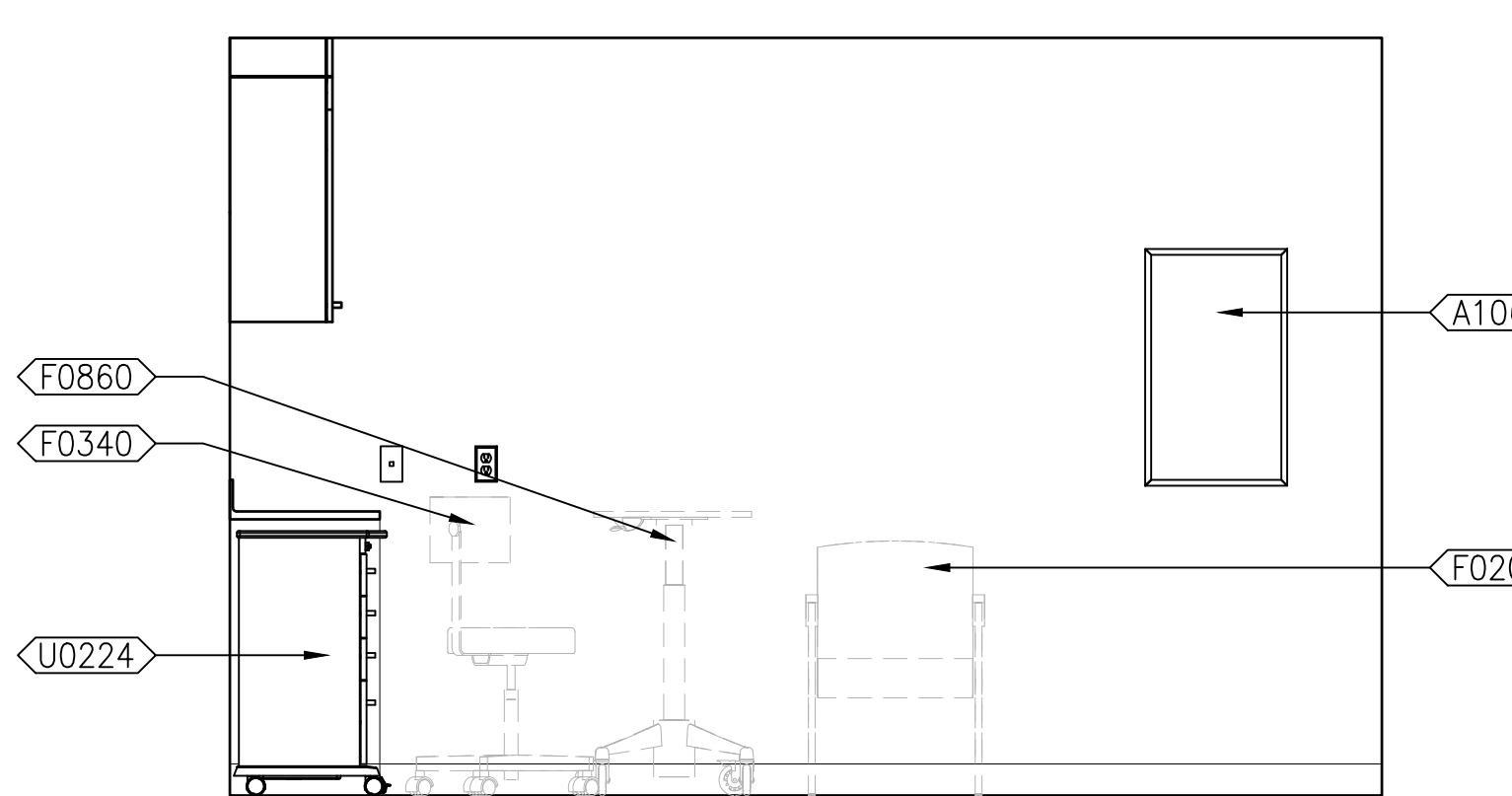
13 PCMH 138 - MILLWORK ELEVATION  
1/2"=1'-0"



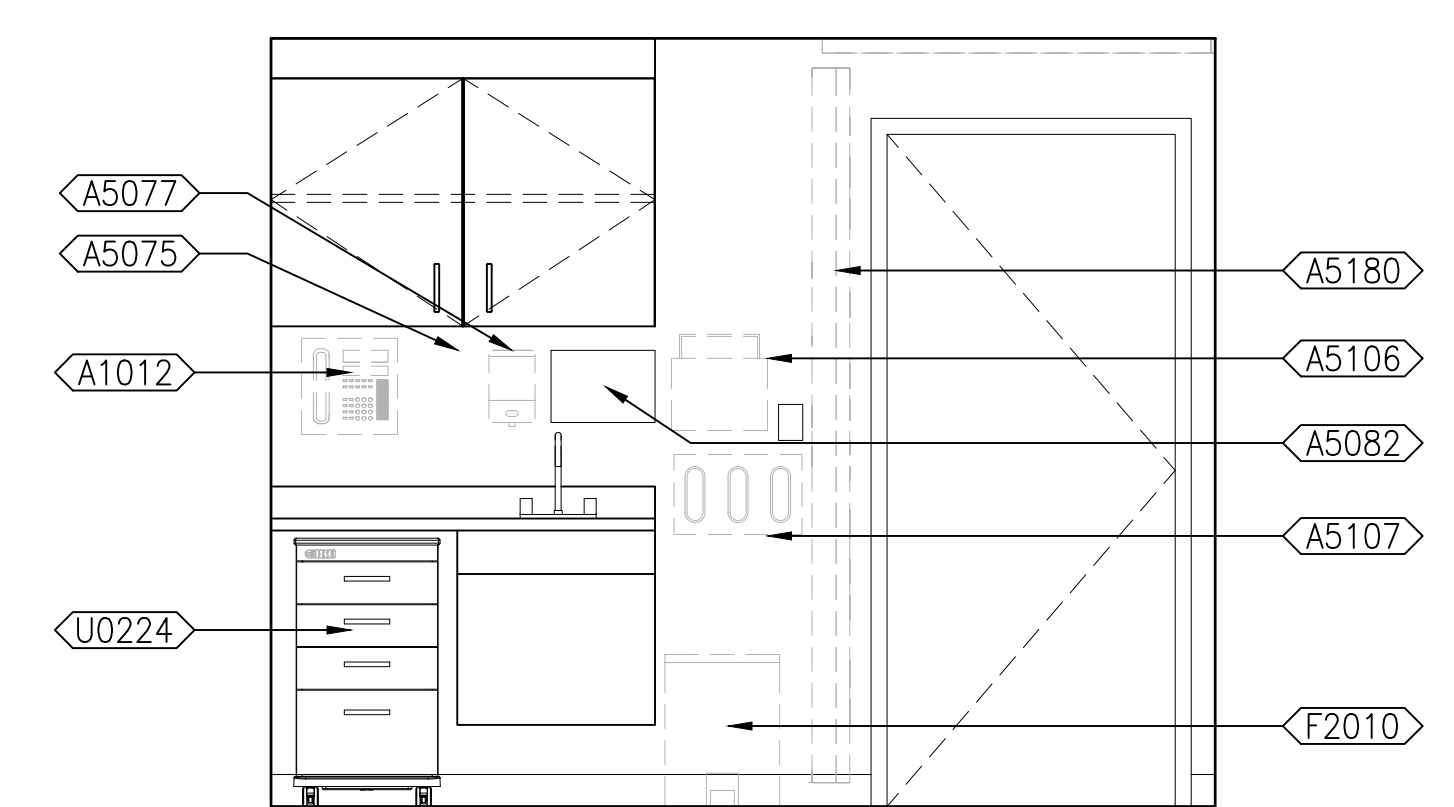
12 EXAM ROOM MILLWORK - RIGHT HAND ORIENTATION  
1/2"=1'-0"



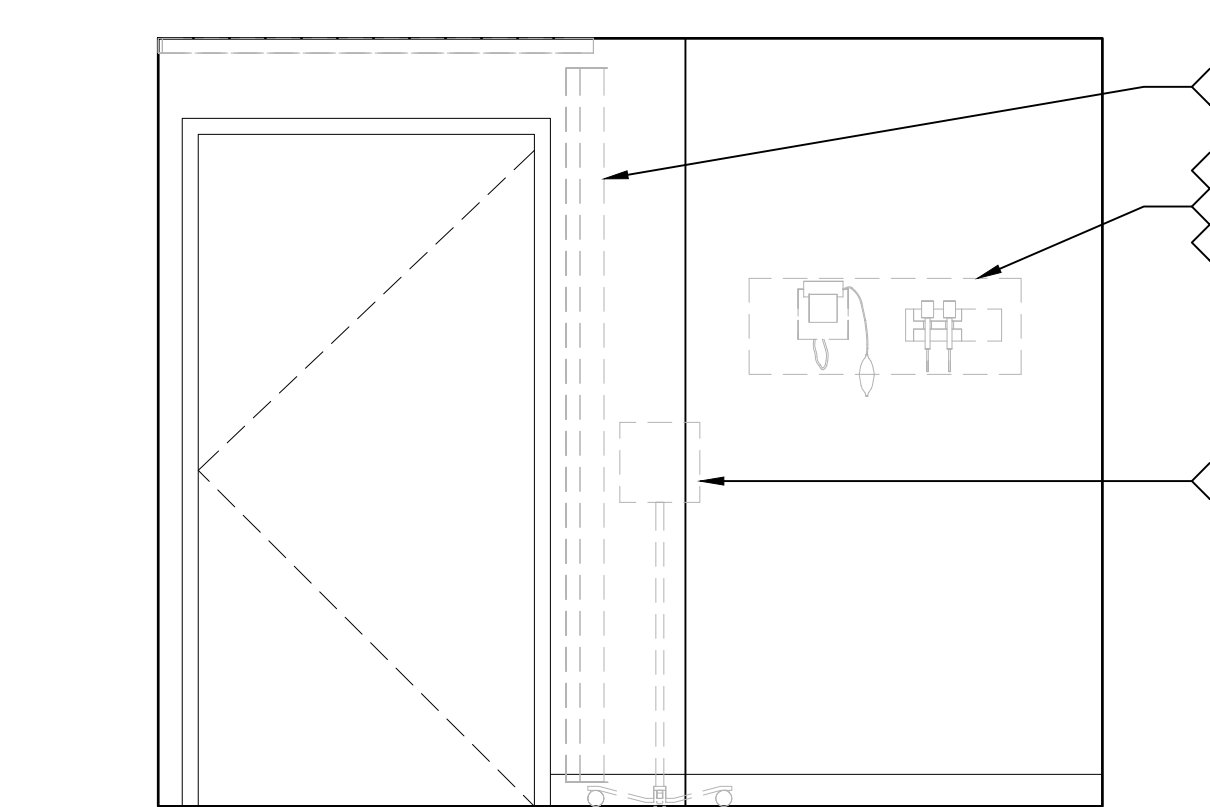
11 EXAM ROOM MILLWORK - LEFT HAND ORIENTATION  
1/2"=1'-0"



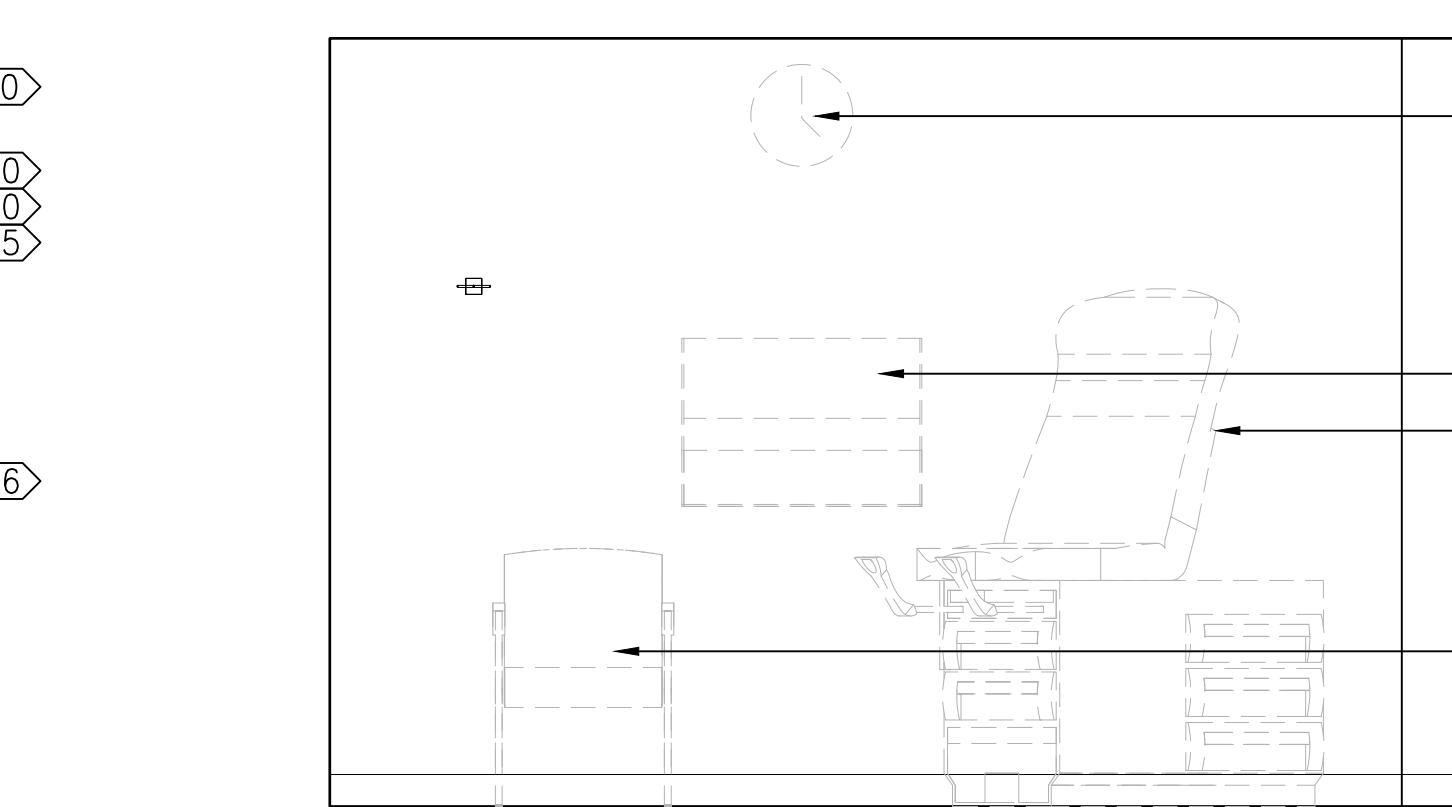
10 EXAM 3 (136) / EXAM 14 (151) - EAST ELEVATION  
1/2"=1'-0"



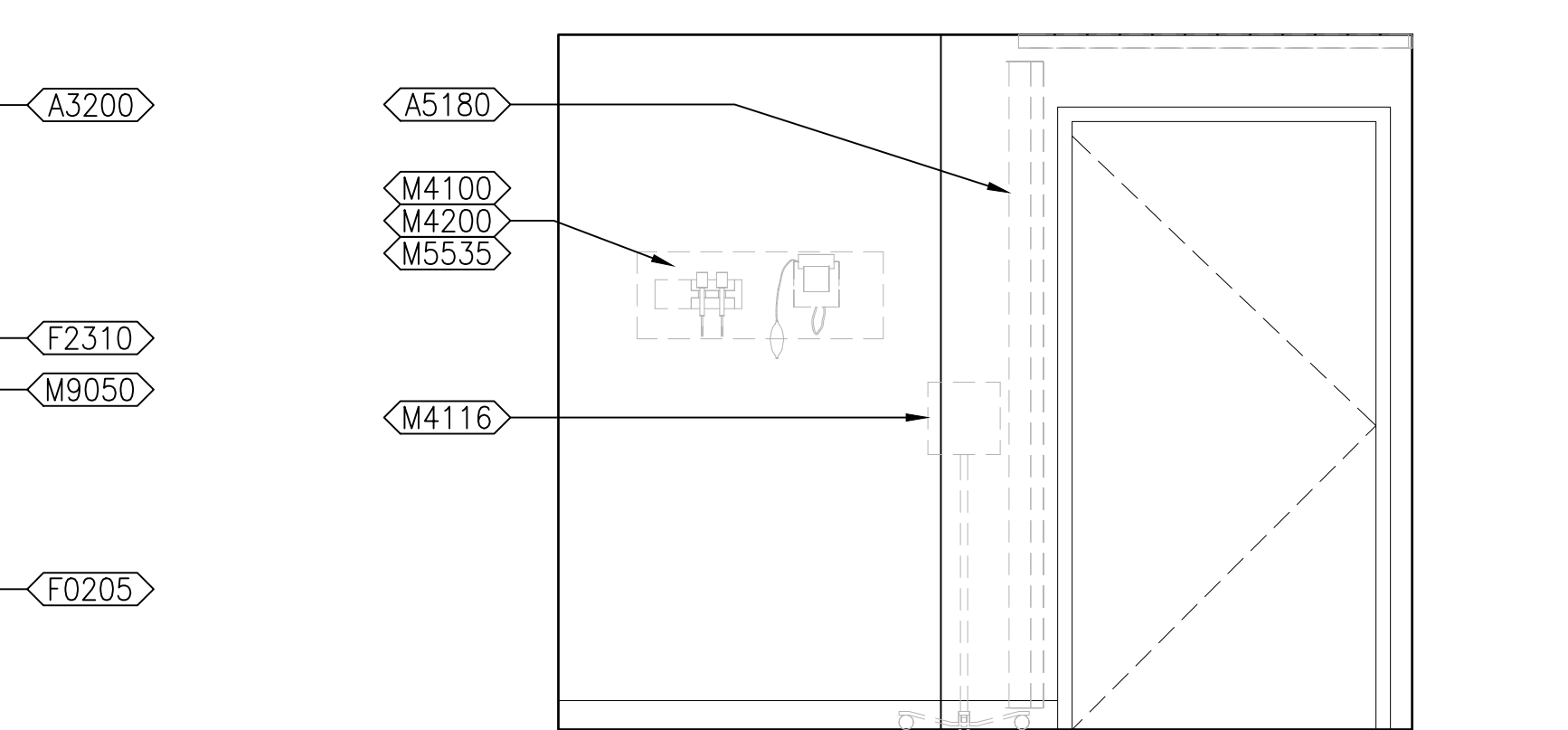
9 EXAM 3 (136) / EXAM 14 (151) - SOUTH ELEVATION  
1/2"=1'-0"



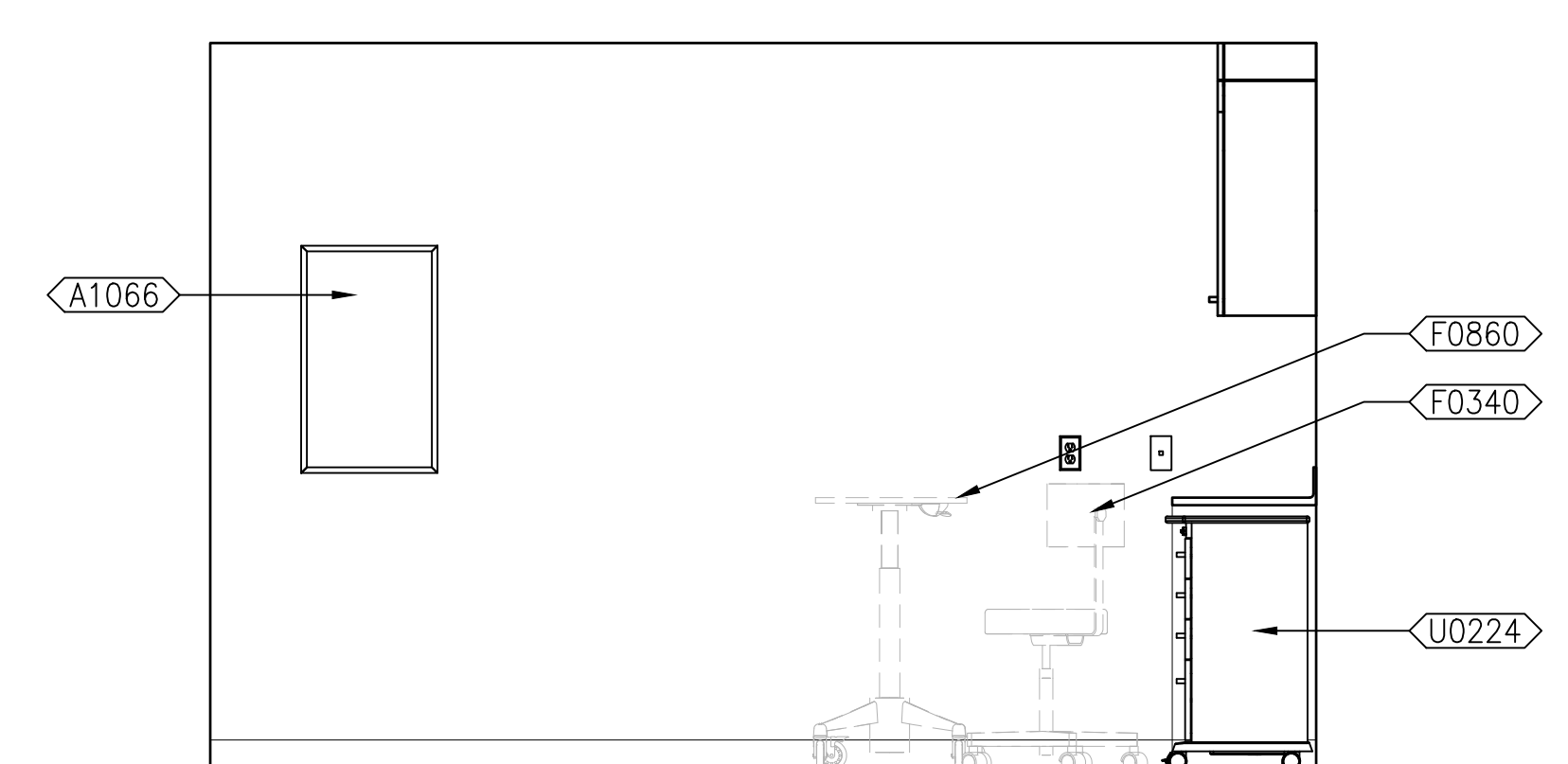
8 EXAM 3 (136) / EXAM 14 (151) - WEST ELEVATION  
1/2"=1'-0"



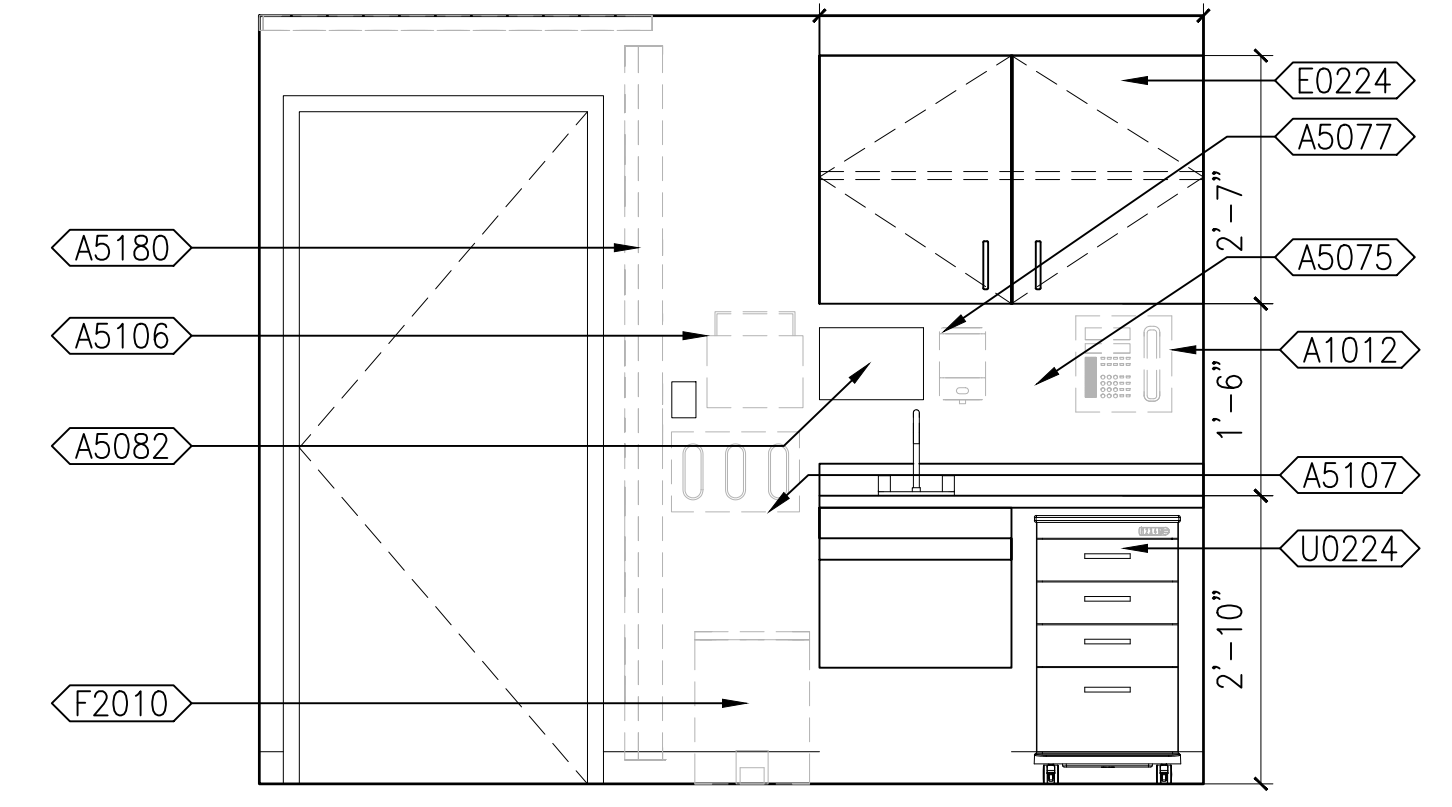
16 EXAM 2 (135) / EXAM 13 (150) - SOUTH ELEVATION  
1/2"=1'-0"



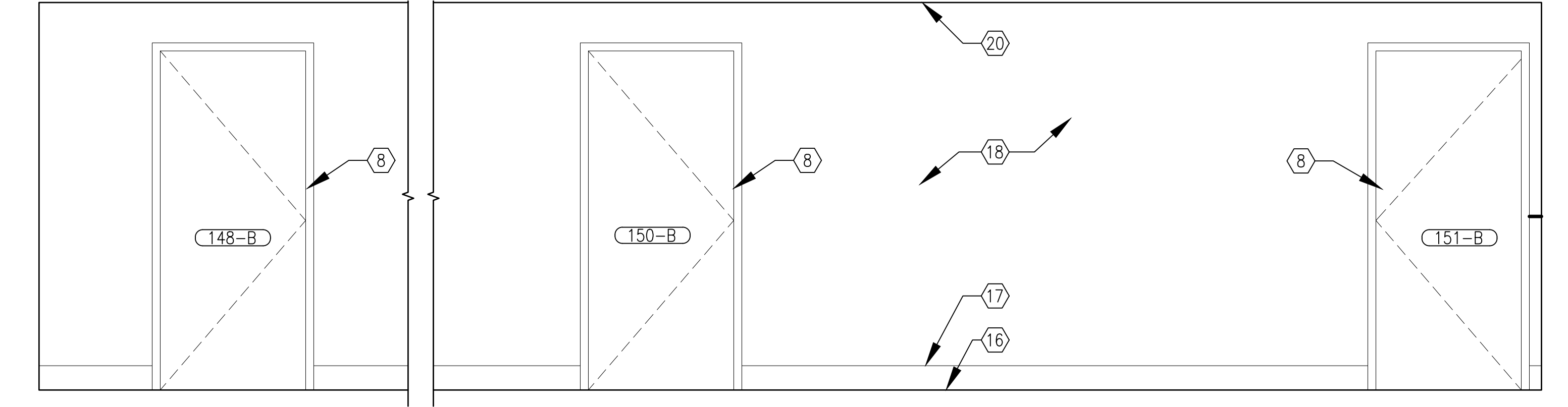
7 EXAM 2 (135) / EXAM 13 (150) - WEST ELEVATION  
1/2"=1'-0"



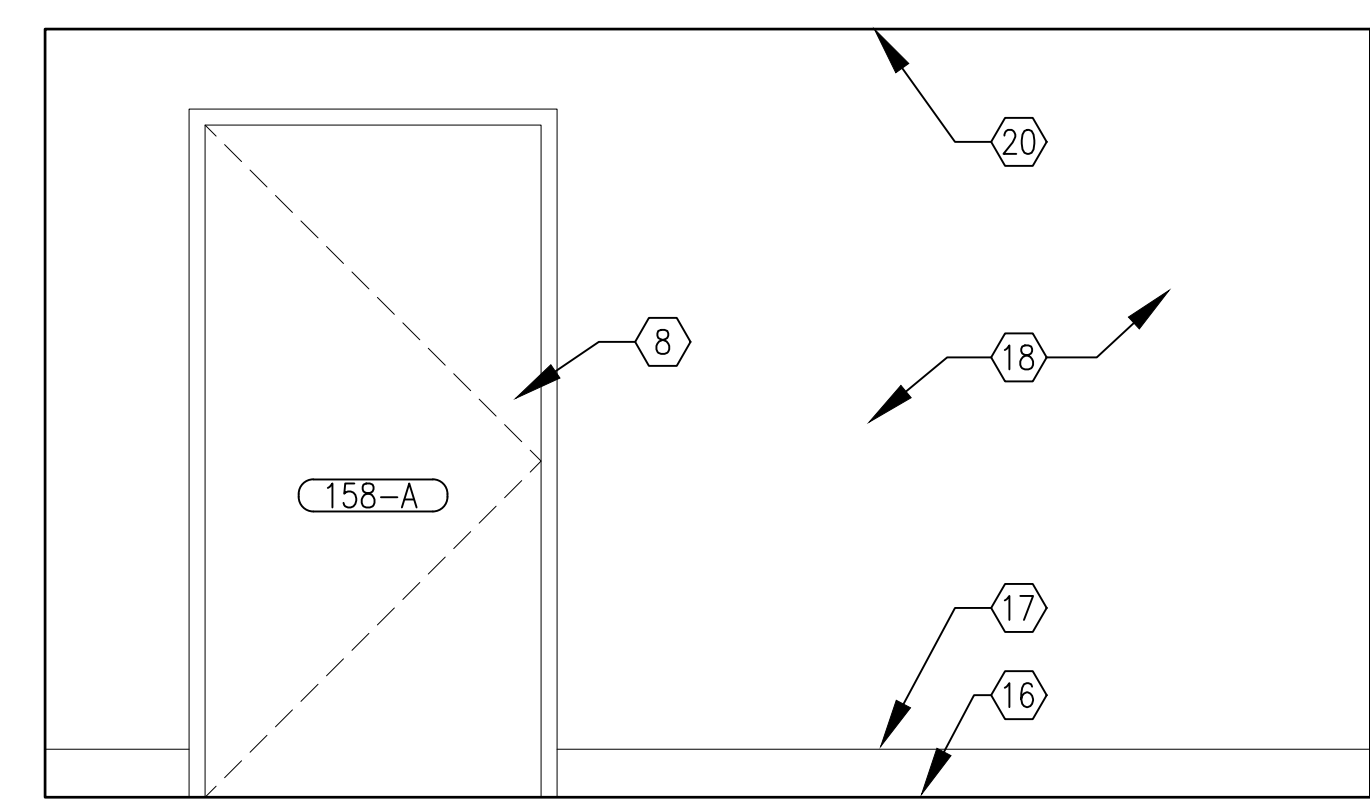
6 EXAM 2 (135) / EXAM 13 (150) - NORTH ELEVATION  
1/2"=1'-0"



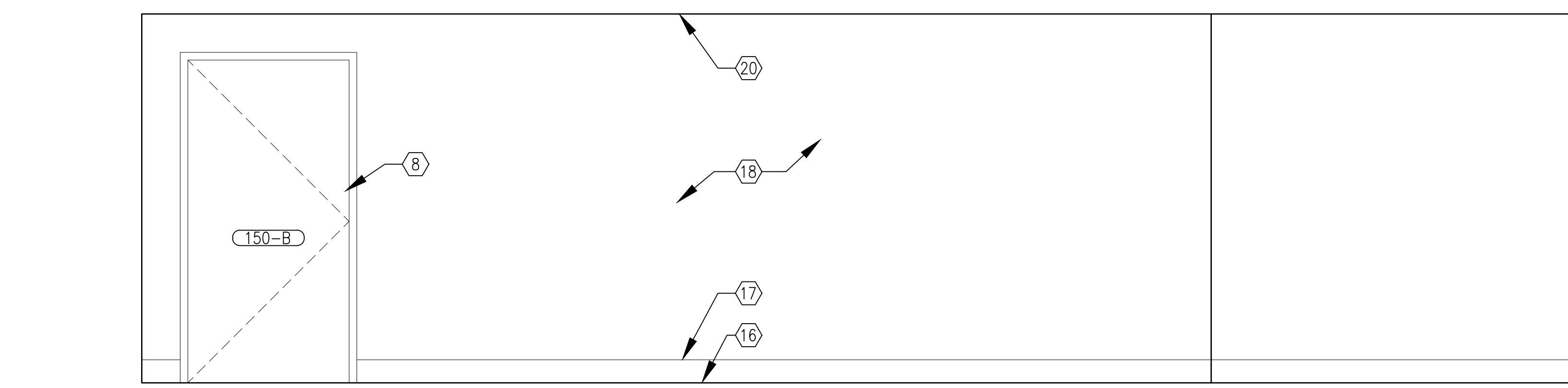
5 EXAM 2 (135) / EXAM 13 (150) - EAST ELEVATION  
1/2"=1'-0"



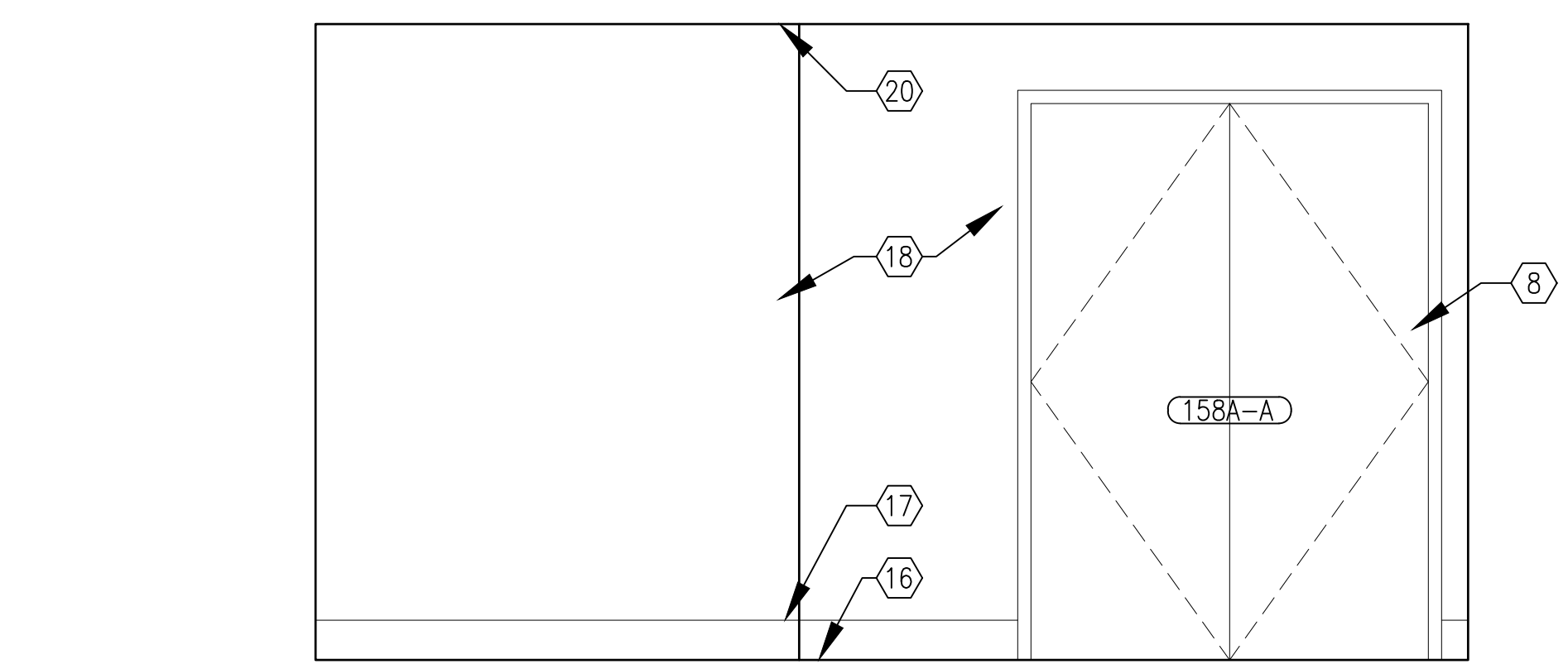
4 TEAM WORK AREA 158 - WEST ELEVATION  
1/2"=1'-0"



3 TEAM WORK AREA 158 - SOUTH ELEVATION  
1/2"=1'-0"



2 TEAM WORK AREA 158 - EAST ELEVATION  
1/2"=1'-0"



1 TEAM WORK AREA 158 - NORTH ELEVATION  
1/2"=1'-0"

ISSUE FOR 100% CONSTRUCTION DOCUMENTS	10/28/22
No. REVISION	DATE

I hereby certify that this plan, specification, or report was prepared by me or under my direct supervision and that I am a duly Licensed Architect under the laws of the State of Minnesota.

Print Name: DENNIS J MIKA  
Signature: *[Signature]*  
Date: 10-28-22 License # 56382

ARCHITECT/ENGINEER OF RECORD

*[Signature]*  
BANCROFT ARCHITECTS + ENGINEERS  
700 Nicholas Blvd, Suite 300  
Elk Grove Village, IL 60007  
T: 847.952.9362  
www.bancroft-ae.com  
BAE PROJECT NO. 18-116

APPROVED PROJECT GDR	DATE:	APPROVED SERVICE LINE DIRECTOR	DATE:	APPROVED INFECTION CONTROL NURSE	DATE:
APPROVED GENR PROJECT MANAGER	DATE:	APPROVED PATIENT SAFETY	DATE:	APPROVED ASSOCIATE HEALTH CARE SYSTEM DIRECTOR	DATE:
APPROVED PROJECTS SECTION MANAGER	DATE:	APPROVED CHIEF OF POLICE	DATE:	APPROVED CHIEF OF STAFF	DATE:
APPROVED DIRECTOR PMS	DATE:	APPROVED SAFETY MANAGER	DATE:	APPROVED HEALTH CARE SYSTEM DIRECTOR	DATE:

DRAWING TITLE	ARCHITECTURAL - ROOM ELEV AND MILLWORK ELEV	DATE:	10/28/22
PROJECT TITLE	CONSTRUCT PACT CLINIC BUILDING 4 FIRST FLOOR	PLOT SCALE:	
BUILDING NO.	4	CHECKED BY:	DA
DRAWN	LR	DRAWING NO.	A405
LOCATION:	ST. CLOUD VAHCS ST. CLOUD, MN 56303	DWG. OF	

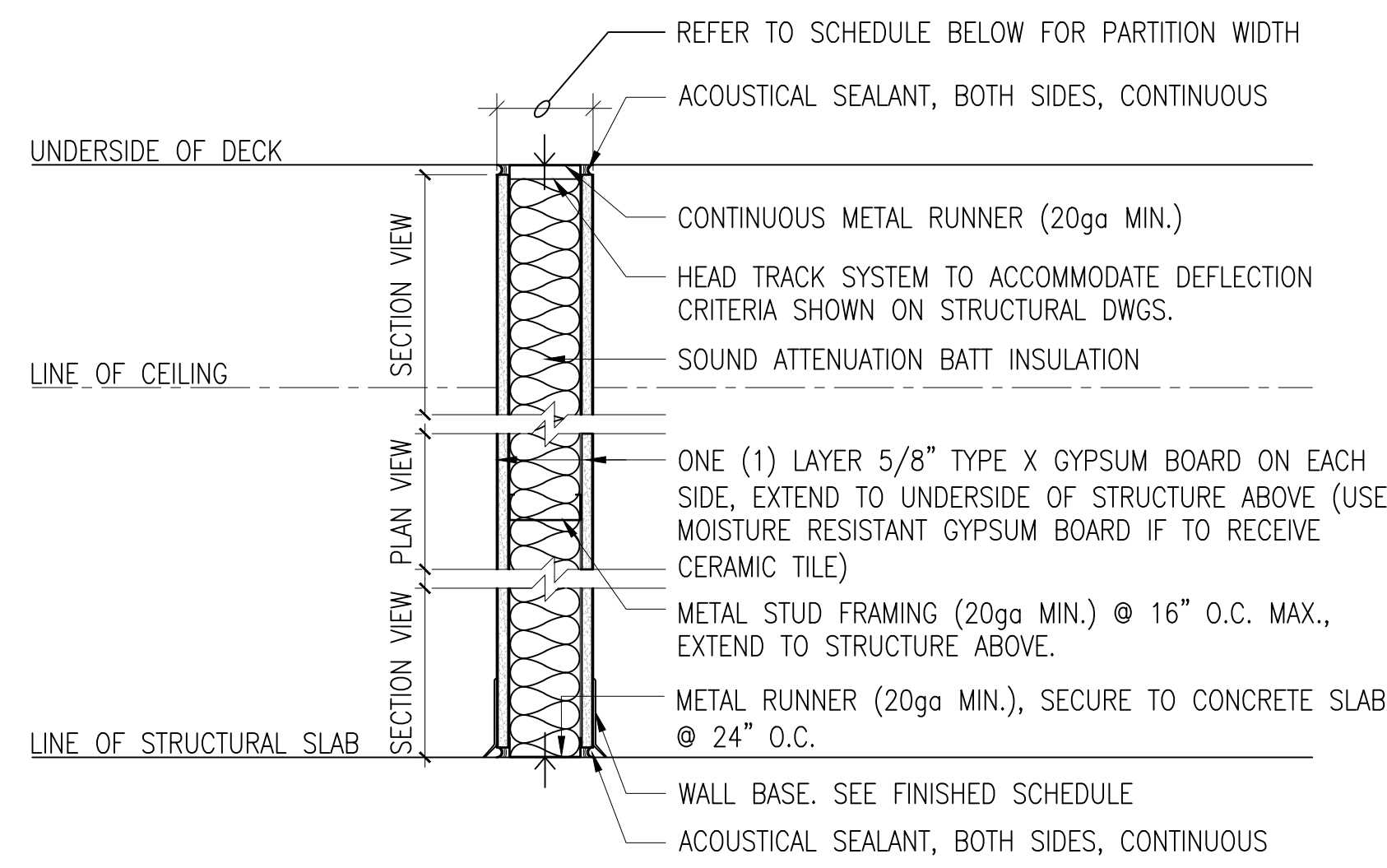


10/28/2022 - ISSUE FOR 100% CONSTRUCTION DOCUMENTS



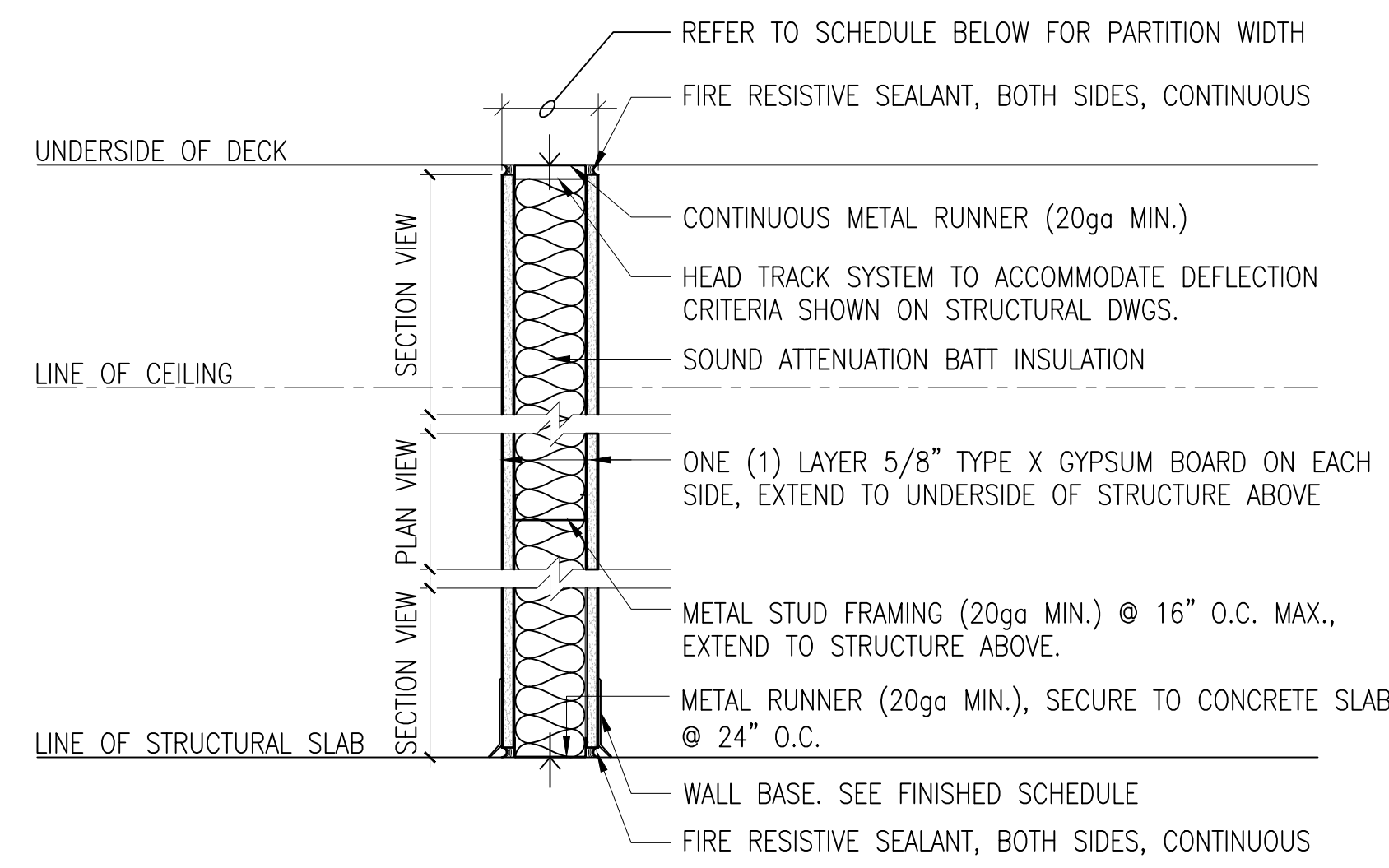






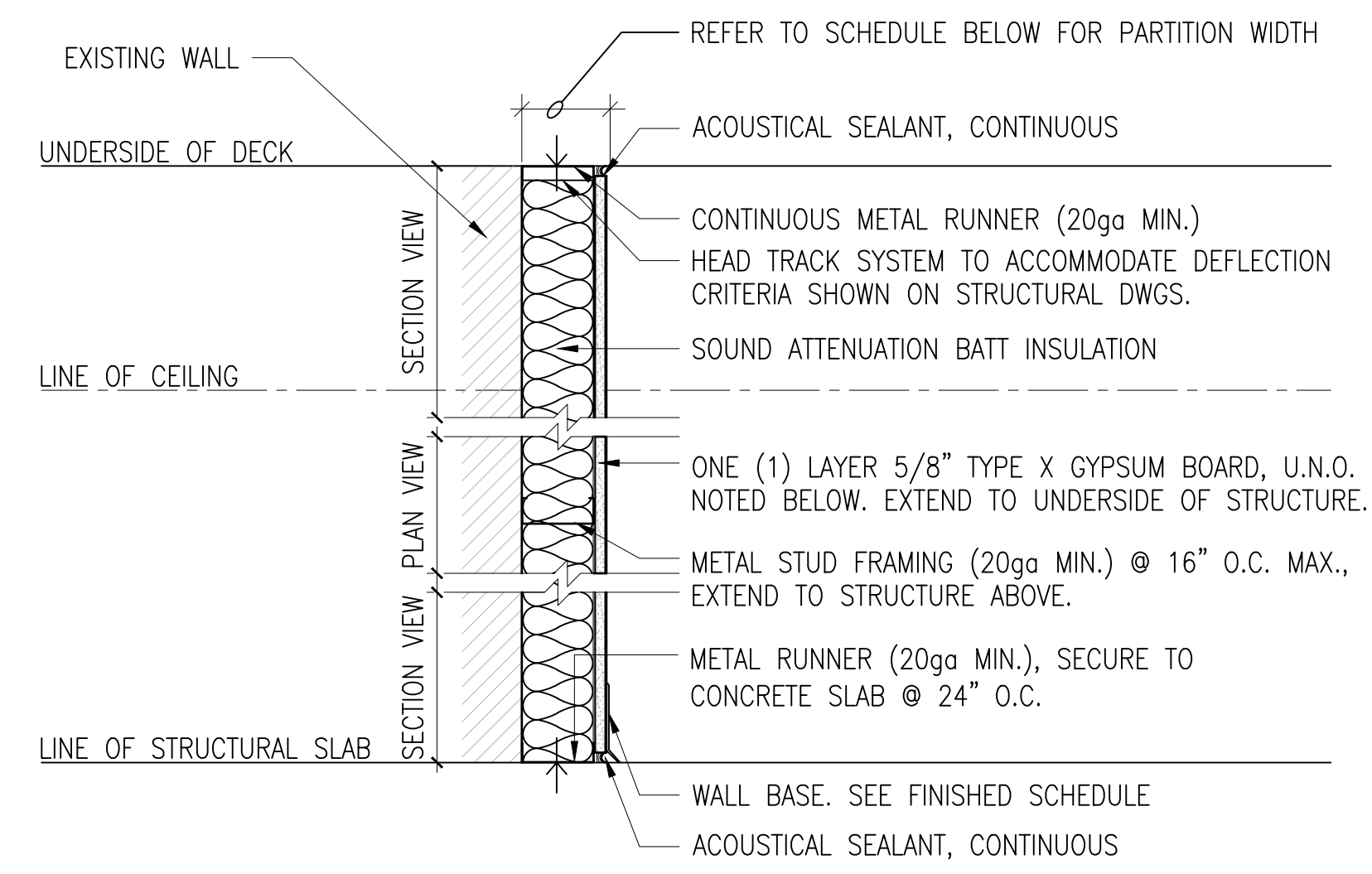
WALL TAG	GYPSON BOARD	STUD WIDTH	PARTITION WIDTH	FIRE RATING	UL LISTING	REMARKS
A	1 LAYER 5/8" EA. SIDE	3-5/8"	4 7/8"	NA	NA	STC-40 MIN. RATING
A1	1 LAYER 5/8", 1 LAYER 5/8" CBB	3-5/8"	4 7/8"	NA	NA	CBB (CEMENTITIOUS BACKER BD.) ON TOILET RM. OR HAC SIDE STC-40 MIN. RATING
A2	1 LAYER 5/8" CBB, 1 LAYER 5/8" CBB	3-5/8"	4 7/8"	NA	NA	CBB (CEMENTITIOUS BACKER BD.) ON BOTH SIDES STC-40 MIN. RATING

**A** NON-RATED PARTITIONS



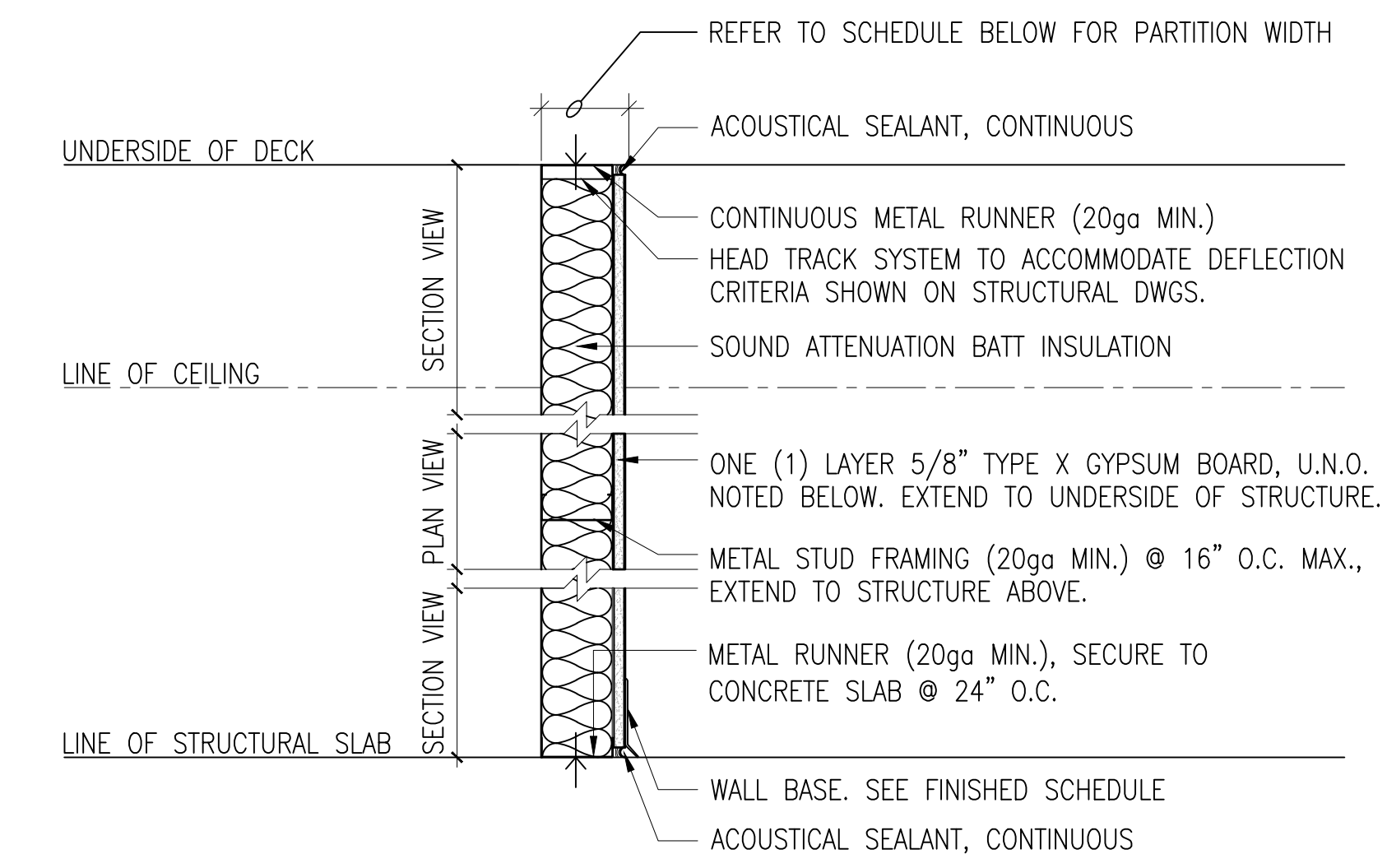
WALL TAG	GYPSON BOARD	STUD WIDTH	PARTITION WIDTH	FIRE RATING	UL LISTING	REMARKS
B	1 LAYER 5/8" TYPE X, EA. SIDE	3-5/8"	4 7/8"	1 HR	U419	STC-40 MIN. RATING
B1	1 LAYER 5/8", 1 LAYER 5/8" CBB	3-5/8"	4 7/8"	1 HR	U419	CBB (CEMENTITIOUS BACKER BD.) ON TOILET RM. OR HAC SIDE STC-40 MIN. RATING
B2	1 LAYER 5/8" CBB, 1 LAYER 5/8" CBB	3-5/8"	4 7/8"	1 HR	U419	CBB (CEMENTITIOUS BACKER BD.) ON BOTH SIDES STC-40 MIN. RATING

**B** RATED PARTITIONS



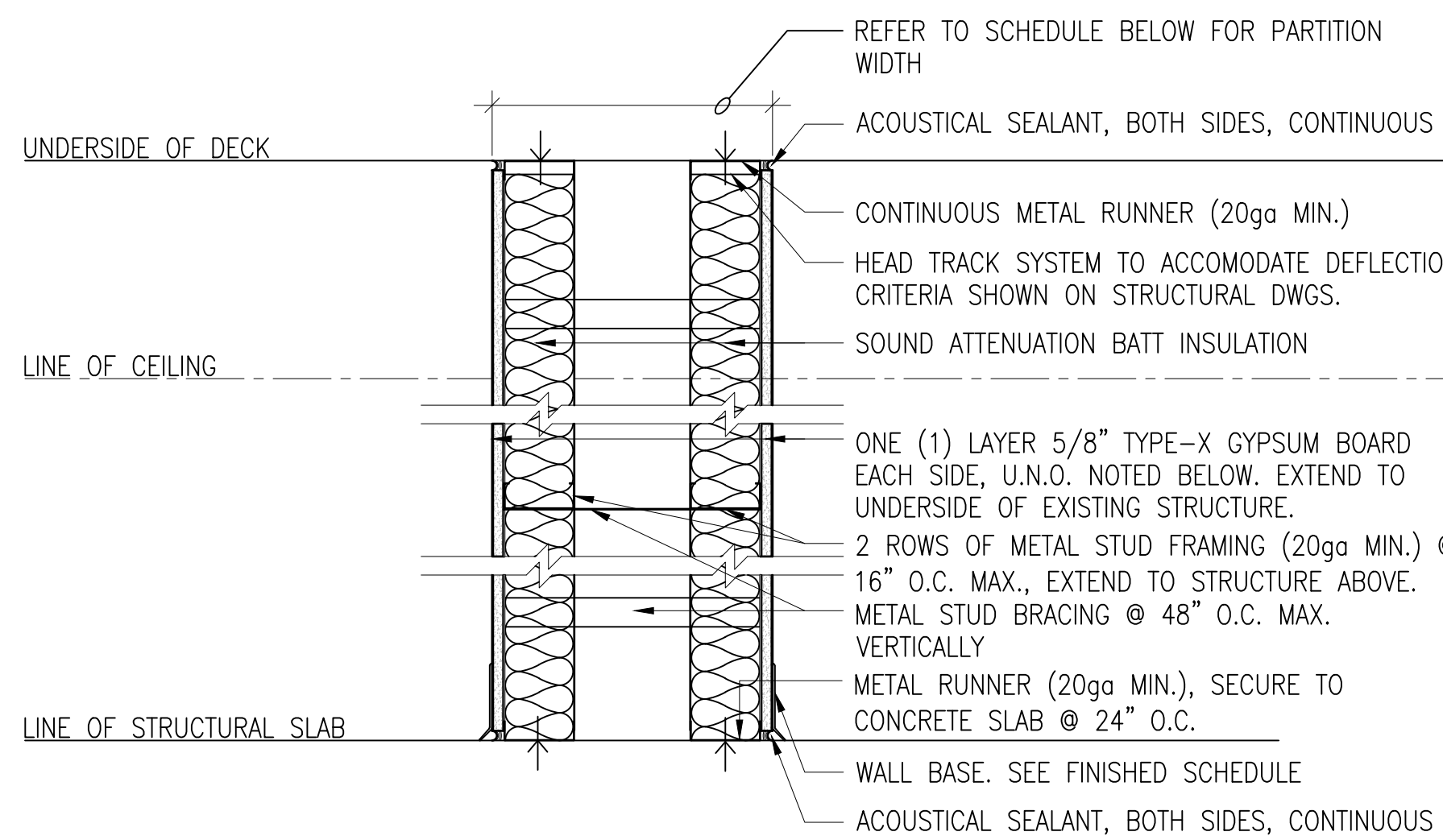
WALL TAG	GYPSON BOARD	STUD WIDTH	PARTITION WIDTH	FIRE RATING	UL LISTING	REMARKS
C	1 LAYER 5/8" TYPE 'X' EXPOSED SIDE	3-5/8"	4-1/4"	NA	NA	STC-40 MIN. RATING
C1	1 LAYER 5/8" CBB EXPOSED SIDE	3-5/8"	4-1/4"	NA	NA	CBB (CEMENTITIOUS BACKER BD.) ON TOILET RM. SIDE STC-40 MIN. RATING
C2	1 LAYER 5/8" TYPE 'X' EXPOSED SIDE	4"	4-5/8"	NA	NA	STC-40 MIN. RATING 1-1/2" SPACE BETWEEN EXISTING WALL & FURRING WALL

**C** NON-RATED FURRING PARTITION AT EXISTING WALL



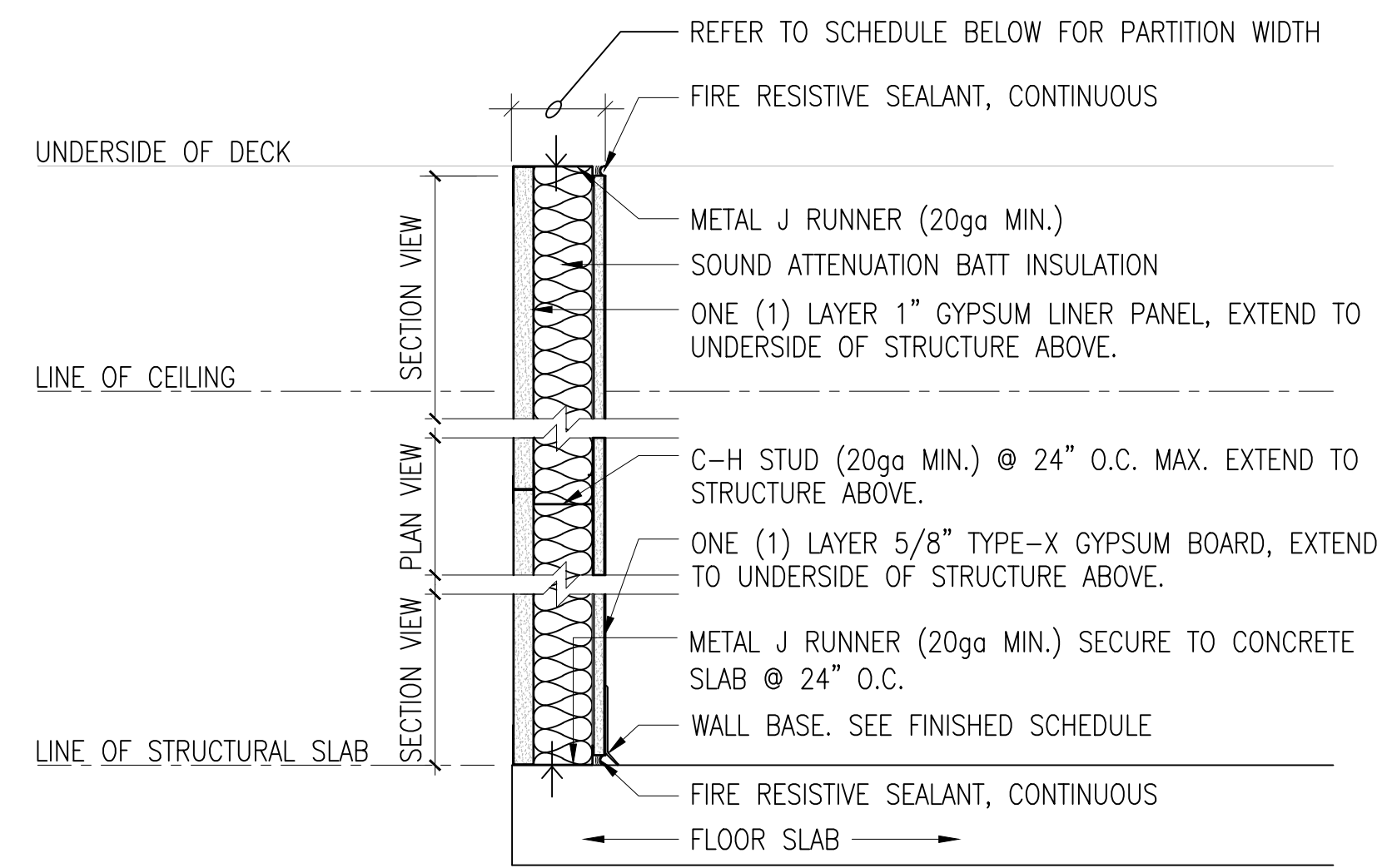
WALL TAG	GYPSON BOARD	STUD WIDTH	PARTITION WIDTH	FIRE RATING	UL LISTING	REMARKS
D	1 LAYER 5/8" TYPE 'X' EXPOSED SIDE	3-5/8"	4-1/4"	NA	NA	STC-40 MIN. RATING
D1	1 LAYER 5/8" CBB EXPOSED SIDE	3-5/8"	4-1/4"	NA	NA	CBB (CEMENTITIOUS BACKER BD.) ON TOILET RM. SIDE STC-40 MIN. RATING
D2	1 LAYER 5/8" TYPE 'X' EXPOSED SIDE	2-1/2"	3-1/8"	NA	NA	STC-40 MIN. RATING

**D** NON-RATED FURRING PARTITION



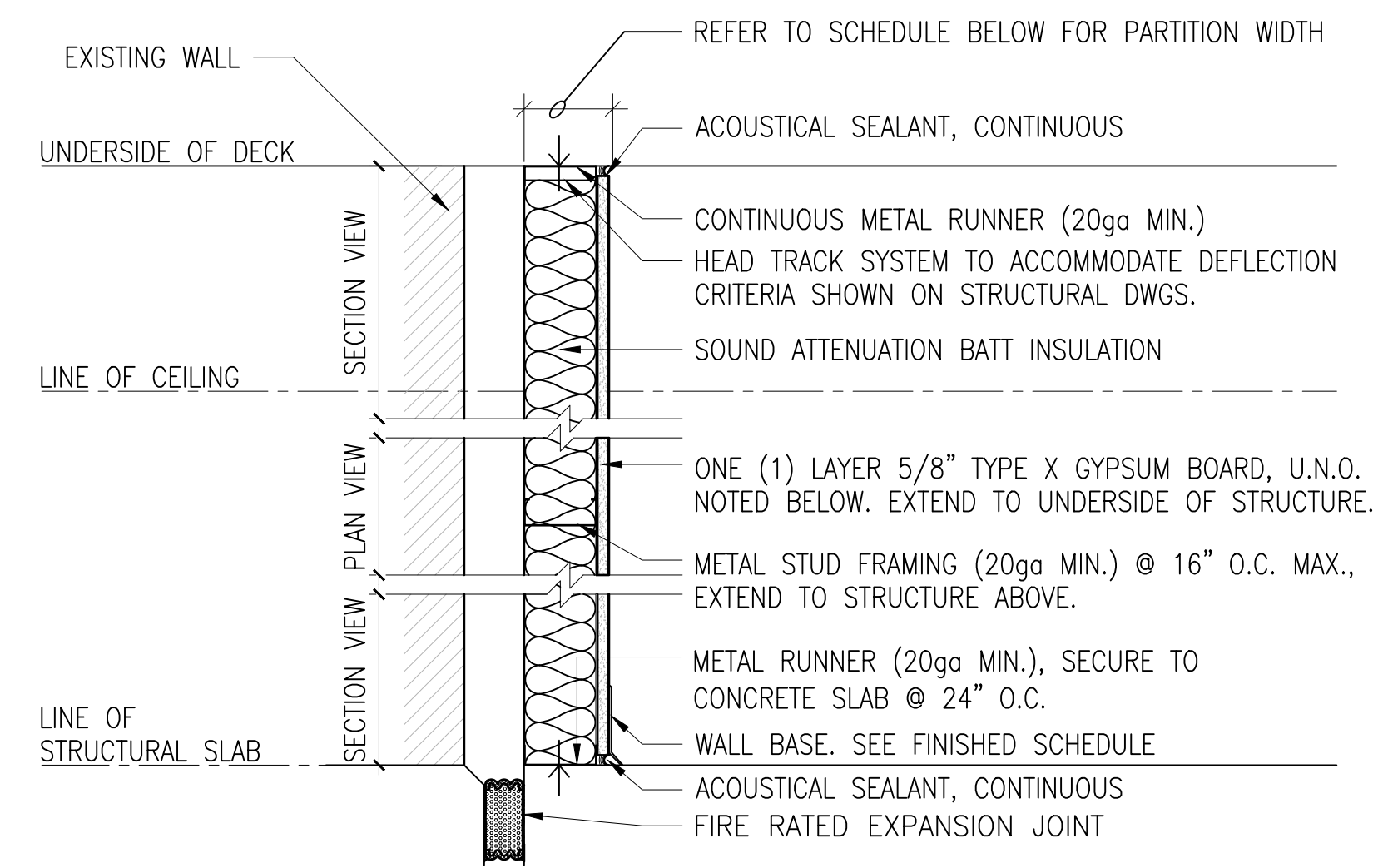
WALL TAG	GYPSON BOARD	STUD WIDTH	PARTITION WIDTH	FIRE RATING	UL LISTING	REMARKS
E	1 LAYER 5/8" CBB, 1 LAYER 5/8" CBB	3-5/8"	SEE PLAN	NA	N/A	CBB (CEMENTITIOUS BACKER BD.) ON BOTH SIDES STC-40 MIN. RATING SMOKE RATED
E1	1 LAYER 5/8" TYPE-X EXPOSED, 1 LAYER 5/8" CBB EXPOSED SIDE	3-5/8"	SEE PLAN	N/A	N/A	CBB (CEMENTITIOUS BACKER BD.) ON TOILET RM. SIDE STC-40 MIN. RATING

**E** NON-RATED CHASE PARTITION



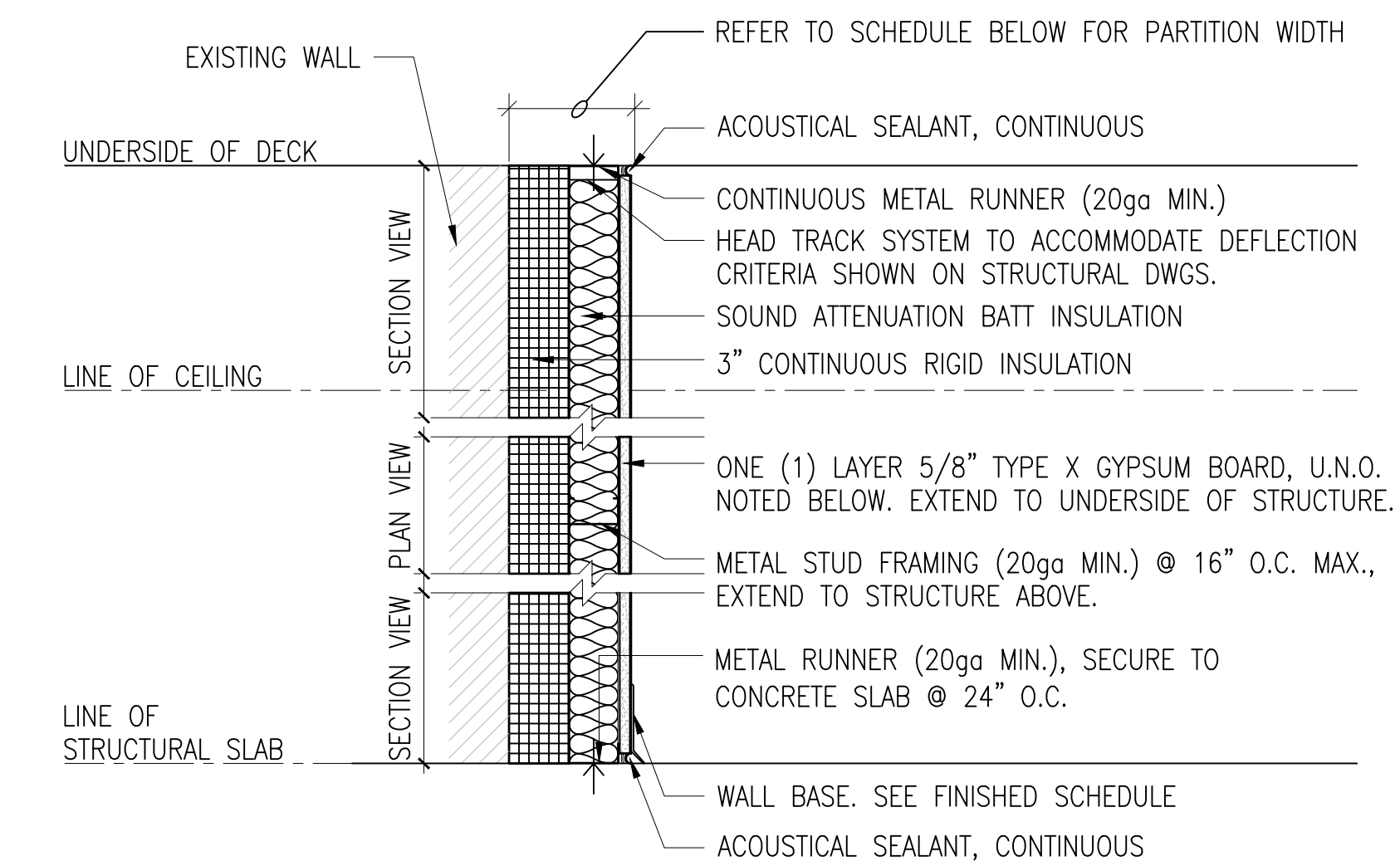
WALL TAG	GYPSON BOARD	STUD WIDTH	PARTITION WIDTH	FIRE RATING	UL LISTING	REMARKS
F	1 LAYER 5/8" TYPE 'X', 1 LAYER 1" GYPSON LINER	4"	4 5/8"	1 HR.	U415 SYSTEM A	STC-40 MIN. RATING;
F1	1 LAYER 5/8" TYPE 'X', 1 LAYER 1" GYPSON LINER	2 1/2"	3 1/8"	1 HR.	U415 SYSTEM A	STC-40 MIN. RATING

**F** RATED SHAFT WALL ASSEMBLY



WALL TAG	GYPSON BOARD	STUD WIDTH	PARTITION WIDTH	FIRE RATING	UL LISTING	REMARKS
G	1 LAYER 5/8" TYPE 'X' EXPOSED SIDE	3-5/8"	4-1/4"	NA	NA	STC-40 MIN. RATING
G1	1 LAYER 5/8" CBB EXPOSED SIDE	3-5/8"	4-1/4"	NA	NA	CBB (CEMENTITIOUS BACKER BD.) ON TOILET RM. SIDE STC-40 MIN. RATING
G2	1 LAYER 5/8" TYPE 'X' EXPOSED SIDE	2-1/2"	3-1/8"	NA	NA	STC-40 MIN. RATING

**G** NON-RATED FURRING PARTITION AT EXISTING WALL



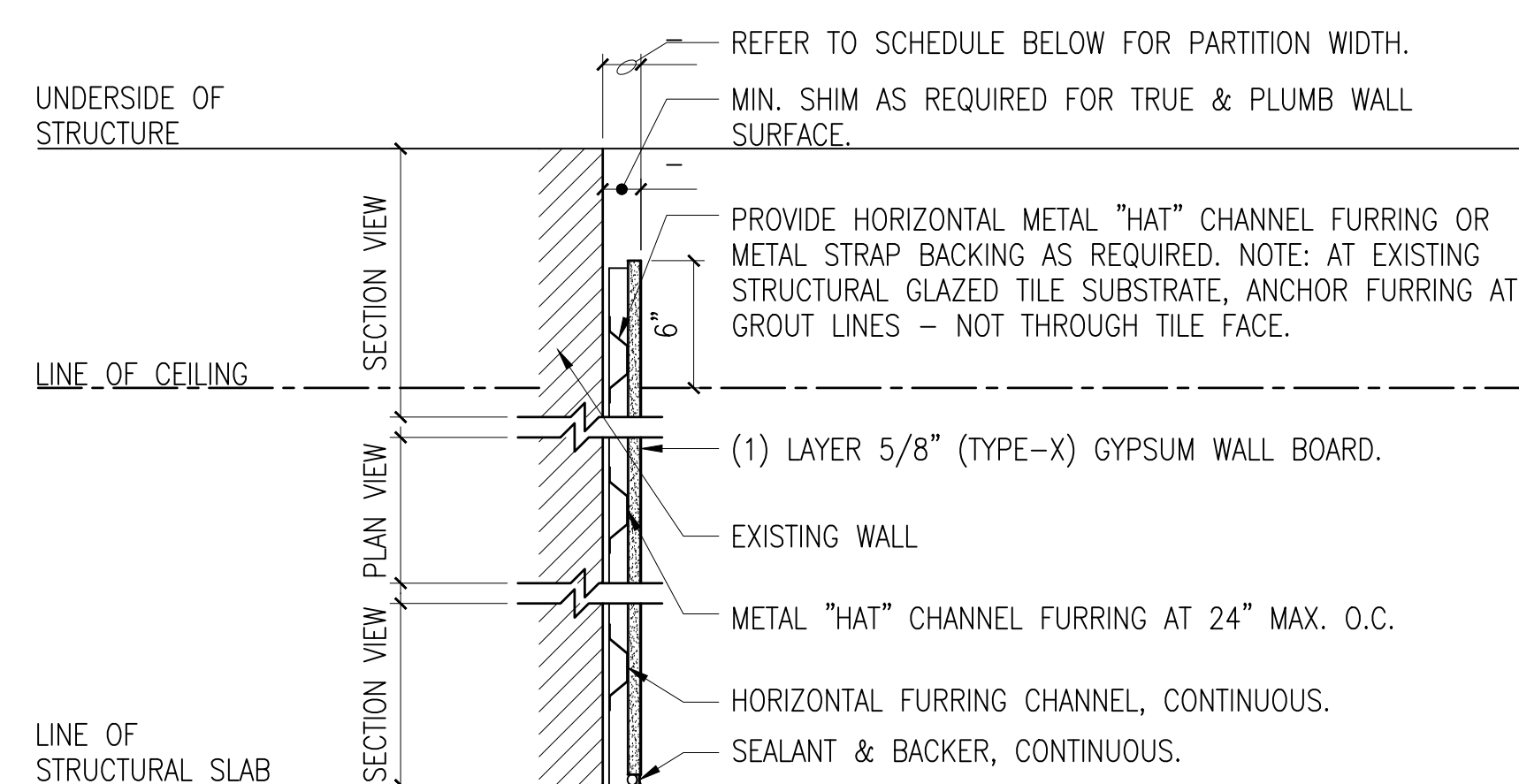
WALL TAG	GYPSON BOARD	STUD WIDTH	PARTITION WIDTH	FIRE RATING	UL LISTING	REMARKS
H	1 LAYER 5/8" TYPE 'X' EXPOSED SIDE	2-1/2"	6-1/8"	NA	NA	STC-40 MIN. RATING
H1	1 LAYER 5/8" CBB EXPOSED SIDE	2-1/2"	6-1/8"	NA	NA	CBB (CEMENTITIOUS BACKER BD.) ON TOILET RM. SIDE STC-40 MIN. RATING

**H** NON-RATED FURRING PARTITION AT EXISTING WALL

SEE ILLUSTRATION FOR PARTITION TYPE 'E'

WALL TAG	GYPSON BOARD	STUD WIDTH	PARTITION WIDTH	FIRE RATING	UL LISTING	REMARKS
ES	1 LAYER 5/8" CBB, 1 LAYER 5/8" CBB	3-5/8"	SEE PLAN	NA	N/A	SAME AS TYPE 'E' SMOKE RATED
E1S	1 LAYER 5/8" TYPE-X EXPOSED, 1 LAYER 5/8" CBB EXPOSED SIDE	3-5/8"	SEE PLAN	N/A	N/A	SAME AS TYPE 'E1' SMOKE RATED

**E** SMOKE RATED PARTITIONS



WALL TAG	GYPSON BOARD	STUD WIDTH	PARTITION WIDTH	FIRE RATING	UL LISTING	REMARKS
J	(1) LAYER 5/8" (TYPE-X), ON EXPOSED SIDE	7/8"	1-1/2"	NOT RATED	NOT RATED	--

**J** NON-RATED FURRING PARTITION AT EXISTING WALL

SEE ILLUSTRATION FOR PARTITION TYPE 'A'

WALL TAG	GYPSON BOARD	STUD WIDTH	PARTITION WIDTH	FIRE RATING	UL LISTING	REMARKS
AS	1 LAYER 5/8" EA. SIDE	3-5/8"	4 7/8"	NA	NA	SAME AS TYPE 'A' SMOKE RATED
A1S	1 LAYER 5/8", 1 LAYER 5/8" CBB	3-5/8"	4 7/8"	NA	NA	SAME AS TYPE 'A1' SMOKE RATED
A2S	1 LAYER 5/8" CBB, 1 LAYER 5/8" CBB	3-5/8"	4 7/8"	NA	NA	SAME AS TYPE 'A2' SMOKE RATED

**AS** SMOKE RATED PARTITIONS

**PARTITION TYPES GENERAL NOTES**

1. GYPSON BOARD PARTITION SIZING CRITERIA BASED ON INTERIOR, NON-LOAD BEARING, AT A 5 PSF LATERAL LOAD & L/240 DEFLECTION (L/360 FOR WALL TILES).
2. T/WALL INTERFACE TO ACCOMMODATE VERTICAL DIFFERENTIAL DEFLECTION BETWEEN FLOOR & ROOF. SIZE VERTICAL LEG OF HEAD RUNNER ACCORDINGLY TO ACCOMMODATE MOVEMENT.
3. TOILET ROOMS AND TILED WALLS: ON WET WALLS USE CEMENTITIOUS BACKER BOARD FOR TILED WALLS.
4. USE PAPER FACED METAL CORNER BEADS, TYPICAL AT GYPSON BOARD PARTITIONS.
5. ALL PARTITIONS: MINIMUM STC RATING SHALL BE 40.
6. AT PARTITION INSTALLATIONS AGAINST EXISTING WALLS SEAL ALL JOINTS ON RIGID INSULATION.

10/28/2022 - ISSUE FOR 100 % CONSTRUCTION DOCUMENTS

ISSUE FOR 100% CONSTRUCTION DOCUMENTS	10/28/22
NO. REVISION	DATE

I hereby certify that this plan, specification, or report was prepared by me or under my direct supervision and that I am a duly Licensed Architect under the laws of the State of Minnesota.  
 Print Name: DENNIS J MIKA  
 Signature: *[Signature]*  
 Date: 10-28-22 License # 56382

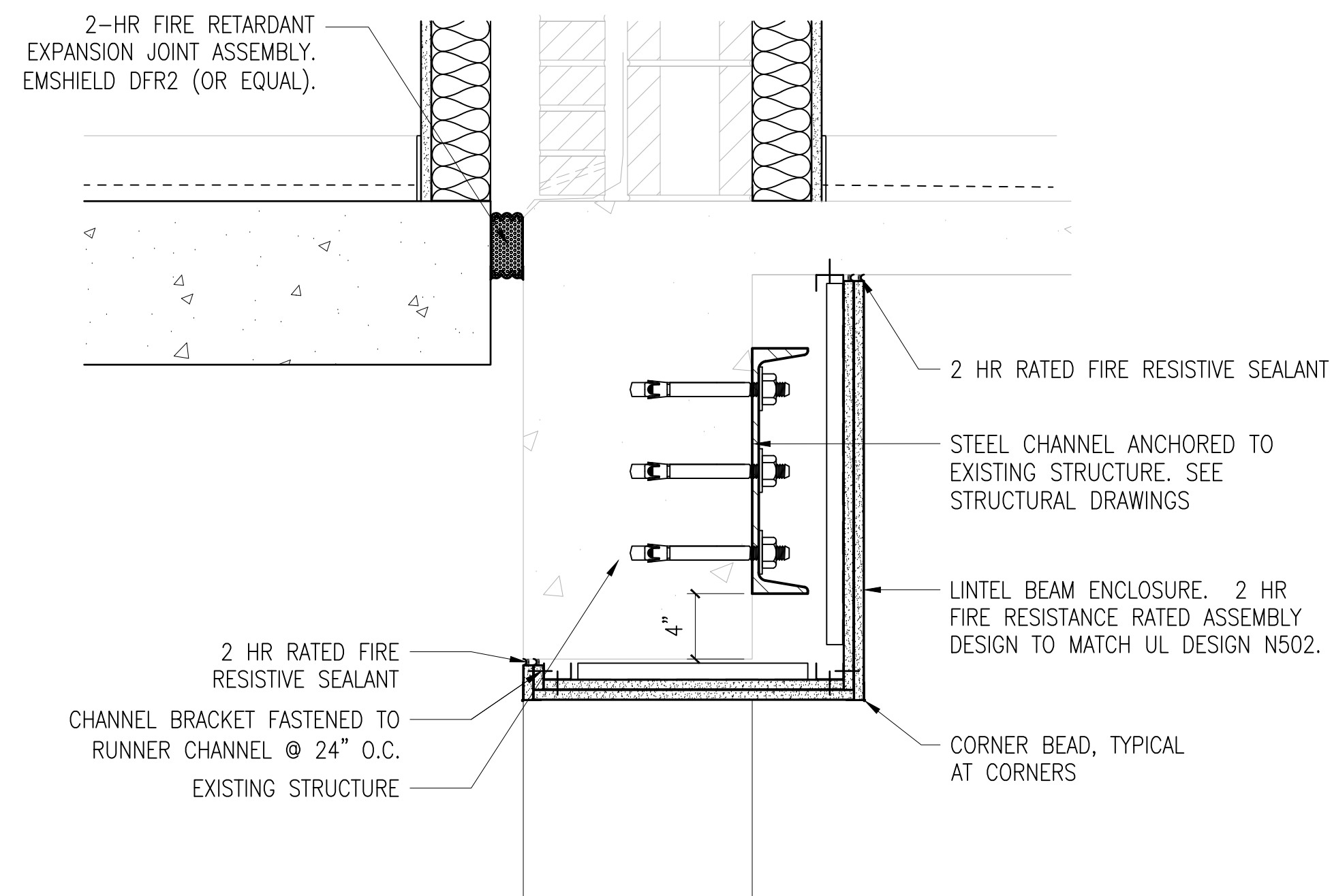
ARCHITECT/ENGINEER OF RECORD  
*[Signature]*  
 BANCROFT ARCHITECTS + ENGINEERS  
 700 Nicholas Blvd, Suite 300  
 Elk Grove Village, IL 60007  
 T: 847.952.9362  
 www.bancroft-ae.com  
 BAE PROJECT NO. 18-116

APPROVED PROJECT CDR	DATE:	APPROVED SERVICE LINE DIRECTOR	DATE:	APPROVED INFECTION CONTROL NURSE	DATE:
APPROVED GENR PROJECT MANAGER	DATE:	APPROVED PATIENT SAFETY	DATE:	APPROVED CHIEF OF POLICE	DATE:
APPROVED PROJECTS SECTION MANAGER	DATE:	APPROVED CHIEF OF FIRE	DATE:	APPROVED SAFETY MANAGER	DATE:
APPROVED DIRECTOR TAG	DATE:	APPROVED SAFETY MANAGER	DATE:	APPROVED HEALTH CARE SYSTEM DIRECTOR	DATE:

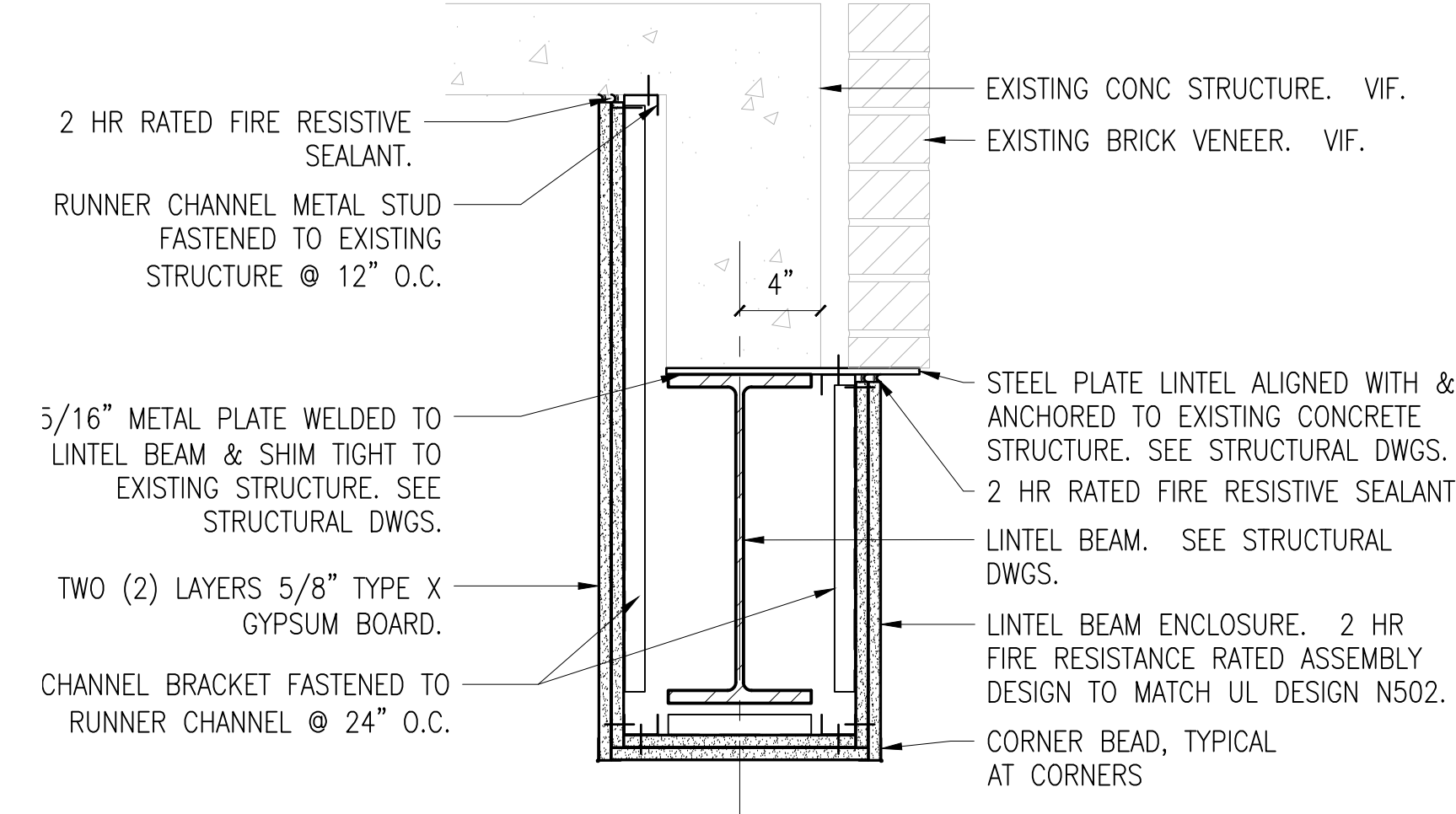
DRAWING TITLE ARCHITECTURAL - PARTITION SCHEDULE	PROJECT TITLE CONSTRUCT PACT CLINIC BUILDING 4 FIRST FLOOR	DATE 10/28/22
APPROVED ASSOCIATE HEALTH CARE SYSTEM DIRECTOR	PROJECT NO. 656-400	DRAWING NO. A501
APPROVED CHIEF OF STAFF	BUILDING NO. 4	CHECKED BY DA
APPROVED HEALTH CARE SYSTEM DIRECTOR	LOCATION ST. CLOUD VAHCS ST. CLOUD, MN 56303	DRAWN BY YH



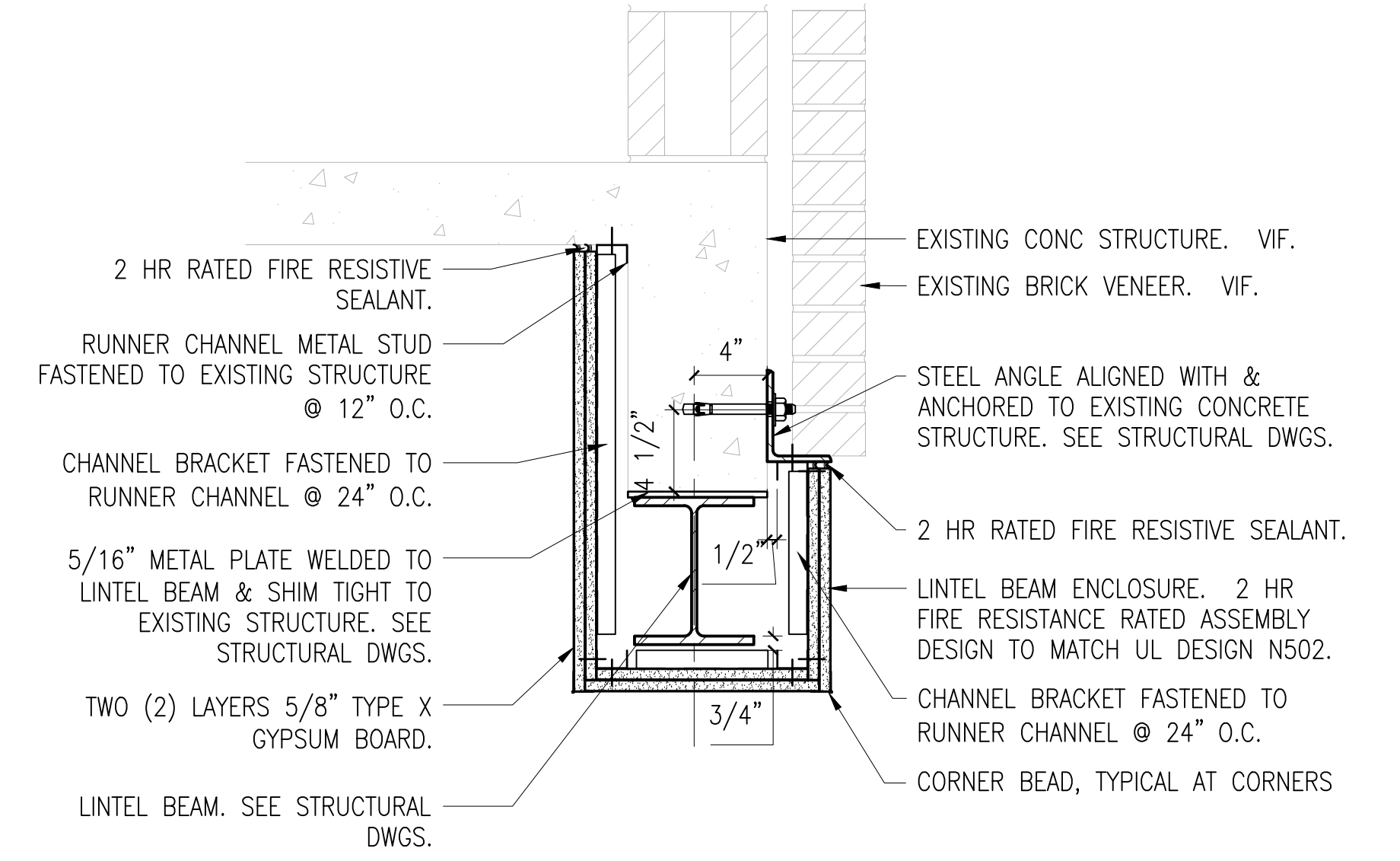




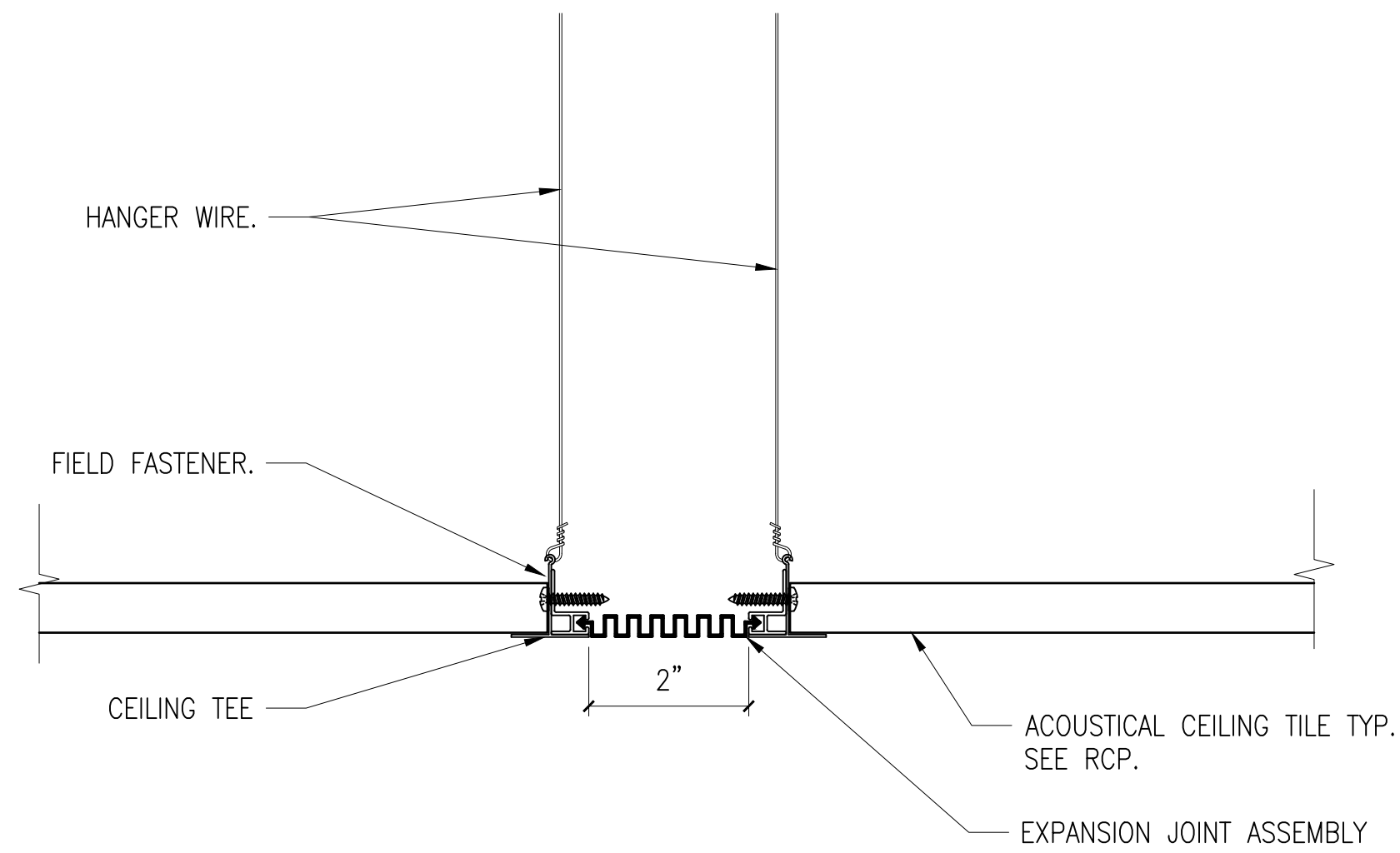
9 DETAIL - STEEL CHANNEL ABOVE OPENING  
1-1/2"=1'-0"



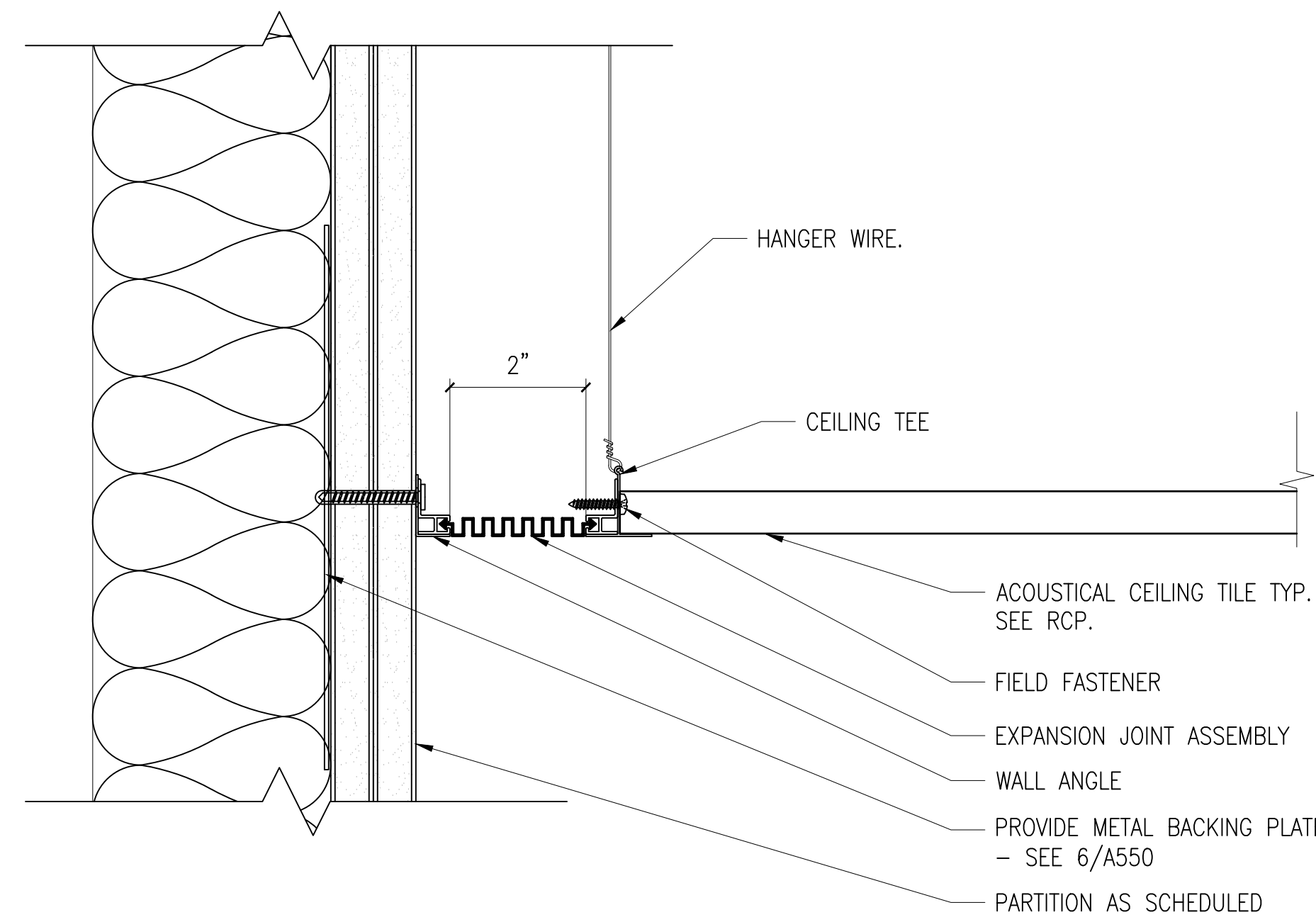
8 DETAIL - STEEL LINTEL BEAM  
1-1/2"=1'-0"



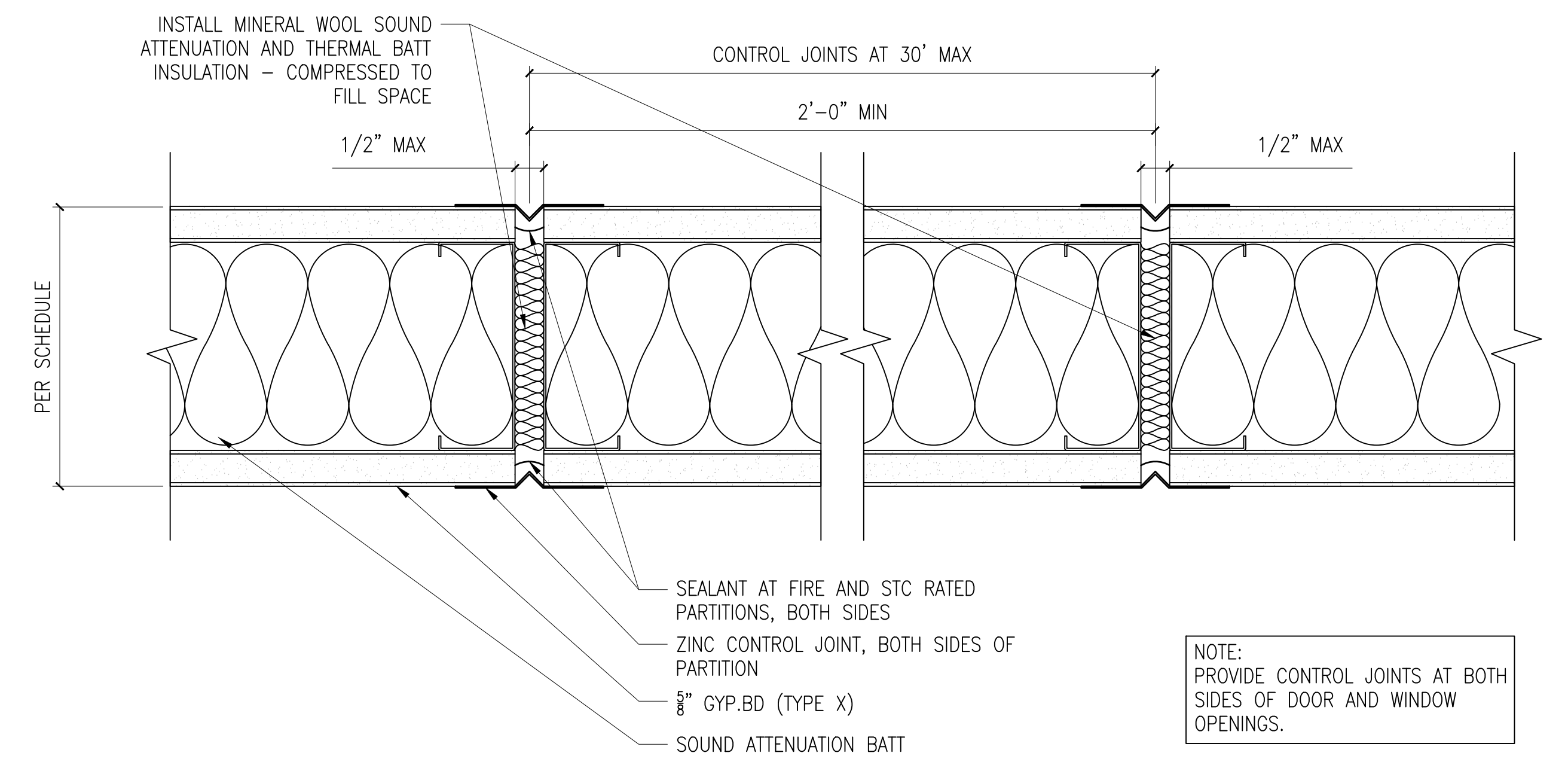
7 DETAIL - STEEL LINTEL BEAM  
1-1/2"=1'-0"



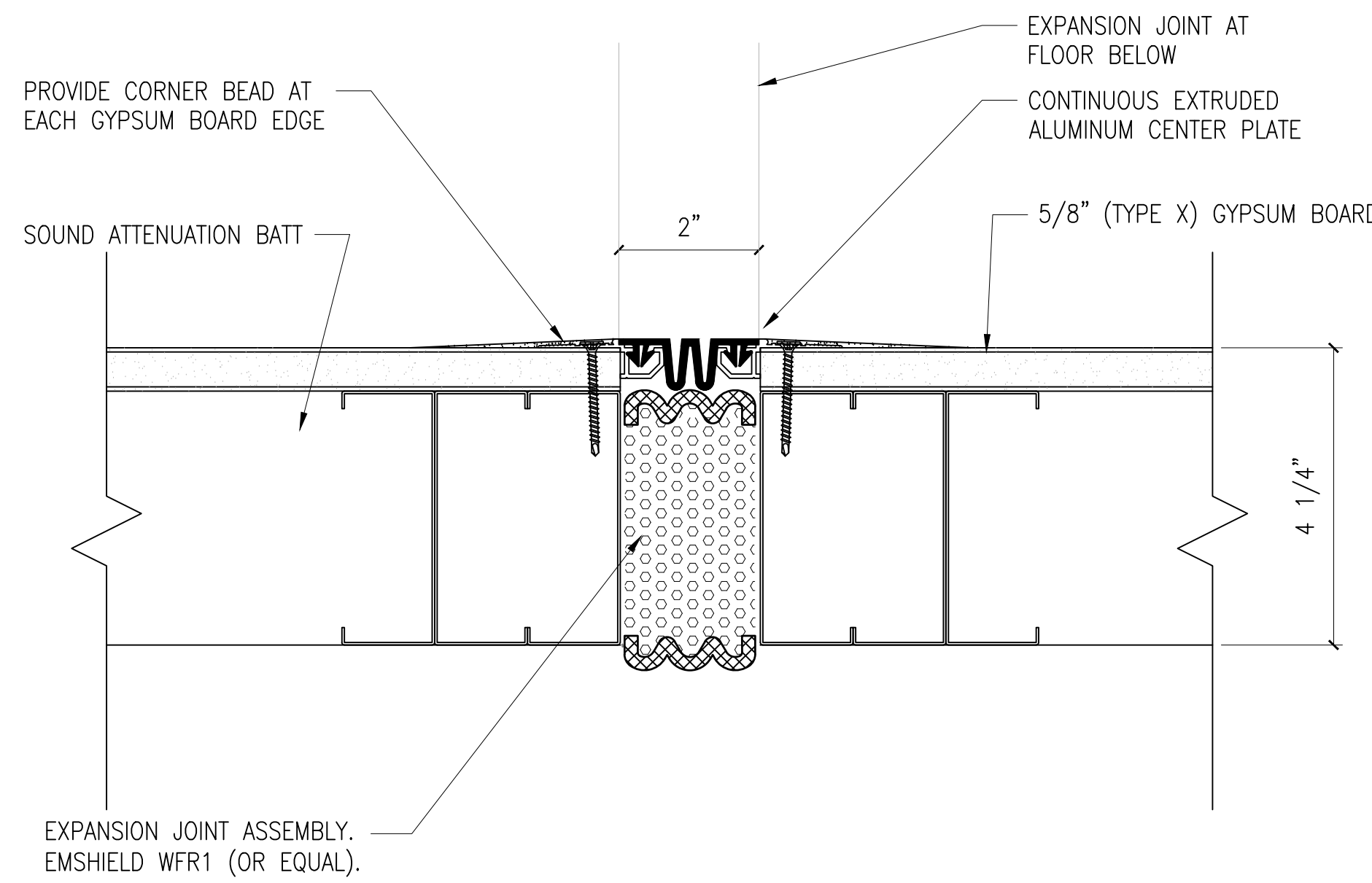
6 CONTINUOUS CEILING EXPANSION JOINT DETAIL  
6"=1'-0"



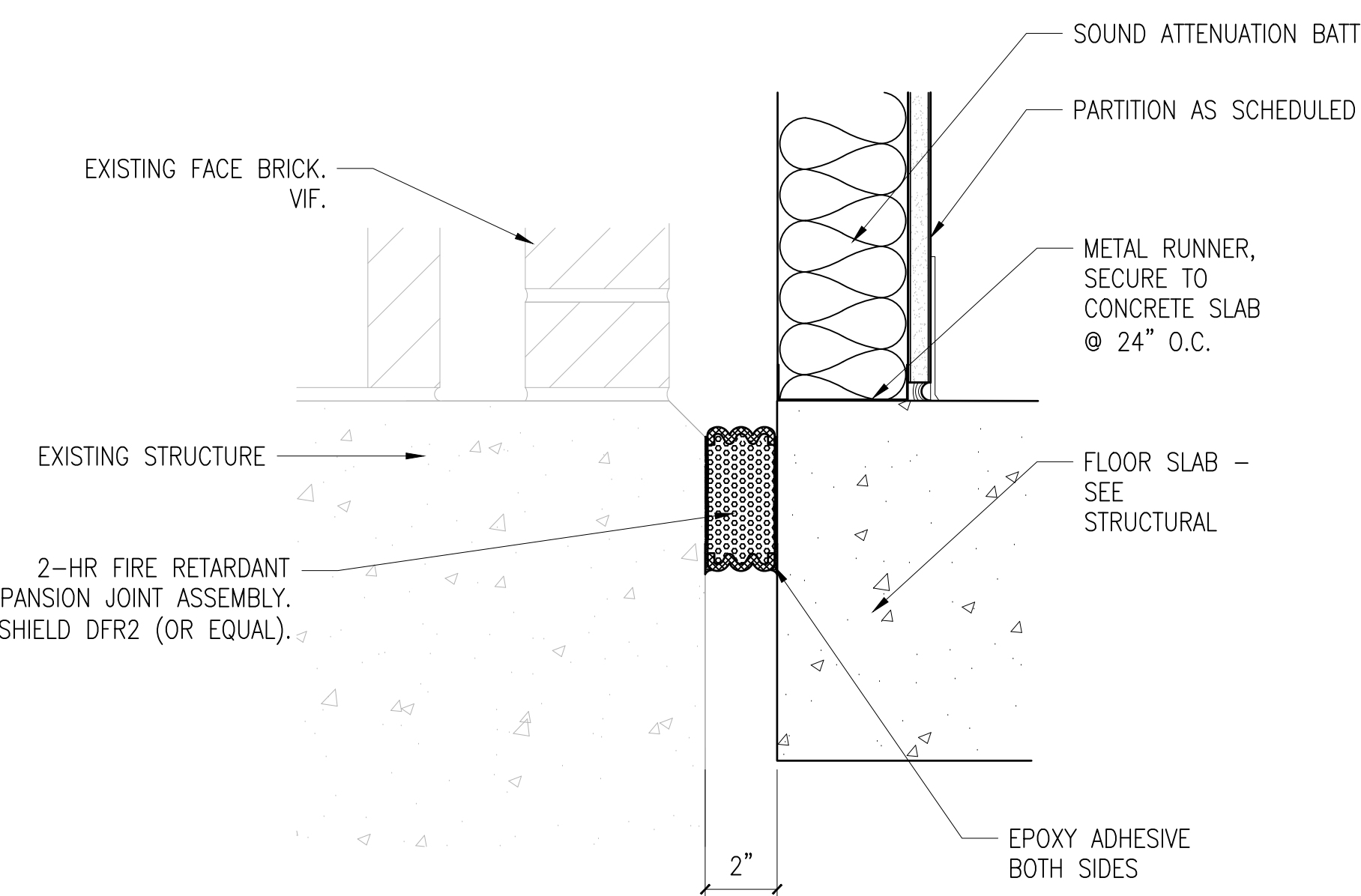
5 CONTINUOUS CEILING/WALL EXPANSION JOINT DETAIL  
6"=1'-0"



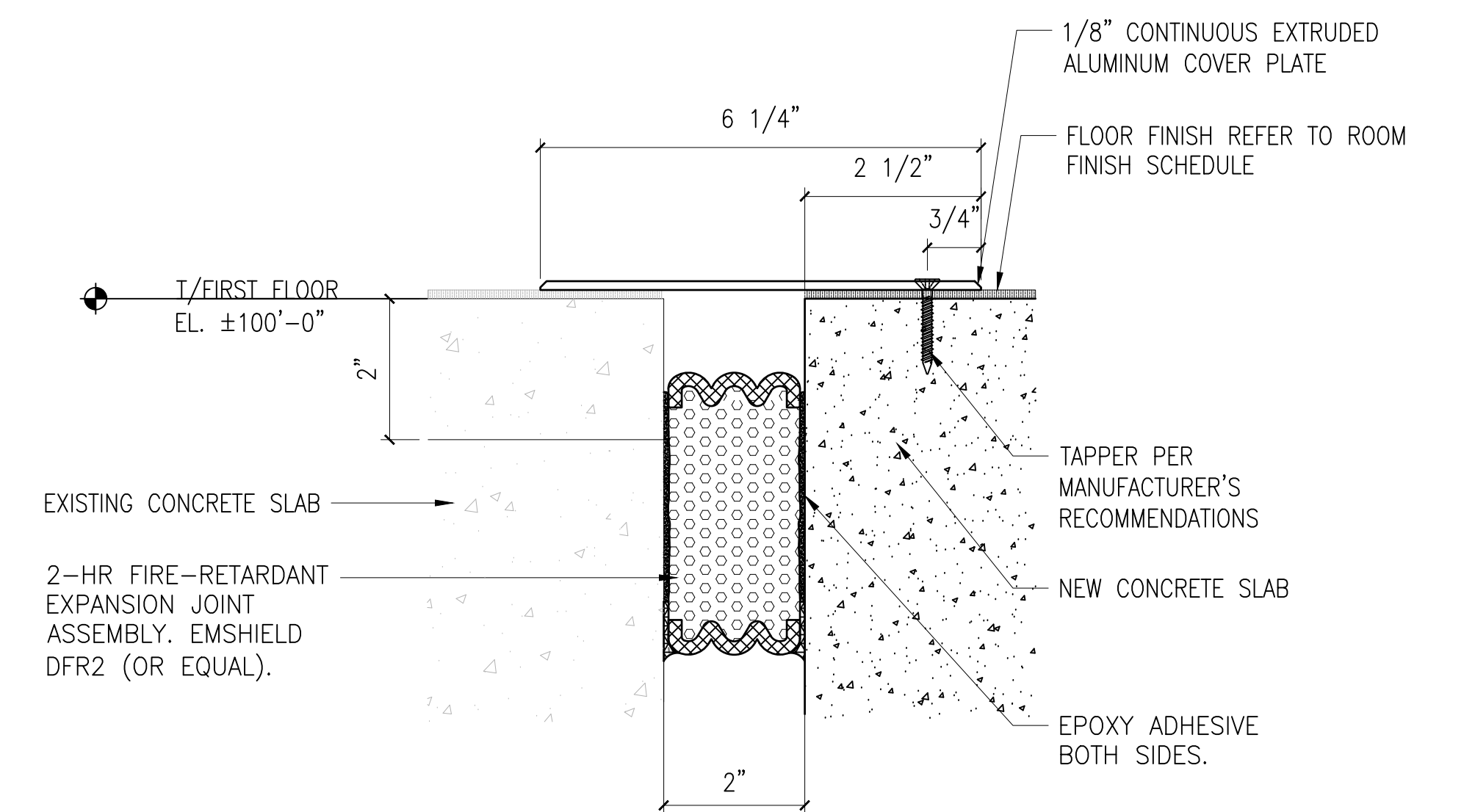
4 TYP GYP. BD. CONTROL JOINT DETAIL  
6"=1'-0"



3 DETAIL - EXPANSION JOINT AT WALL  
6"=1'-0"



2 EXPANSION JOINT AT FLOOR SLAB  
3"=1'-0"



1 EXPANSION JOINT WITH COVER AT FINISH FLOOR  
6"=1'-0"

10/28/2022 - ISSUE FOR 100 % CONSTRUCTION DOCUMENTS

ISSUE FOR 100% CONSTRUCTION DOCUMENTS	10/28/22
No	REVISION
	DATE

I hereby certify that this plan, specification, or report was prepared by me or under my direct supervision and that I am a duly Licensed Architect under the laws of the State of Minnesota.  
 Print Name: DENNIS J MIKA  
 Signature: *[Signature]*  
 Date: 10-28-22 License # 56382

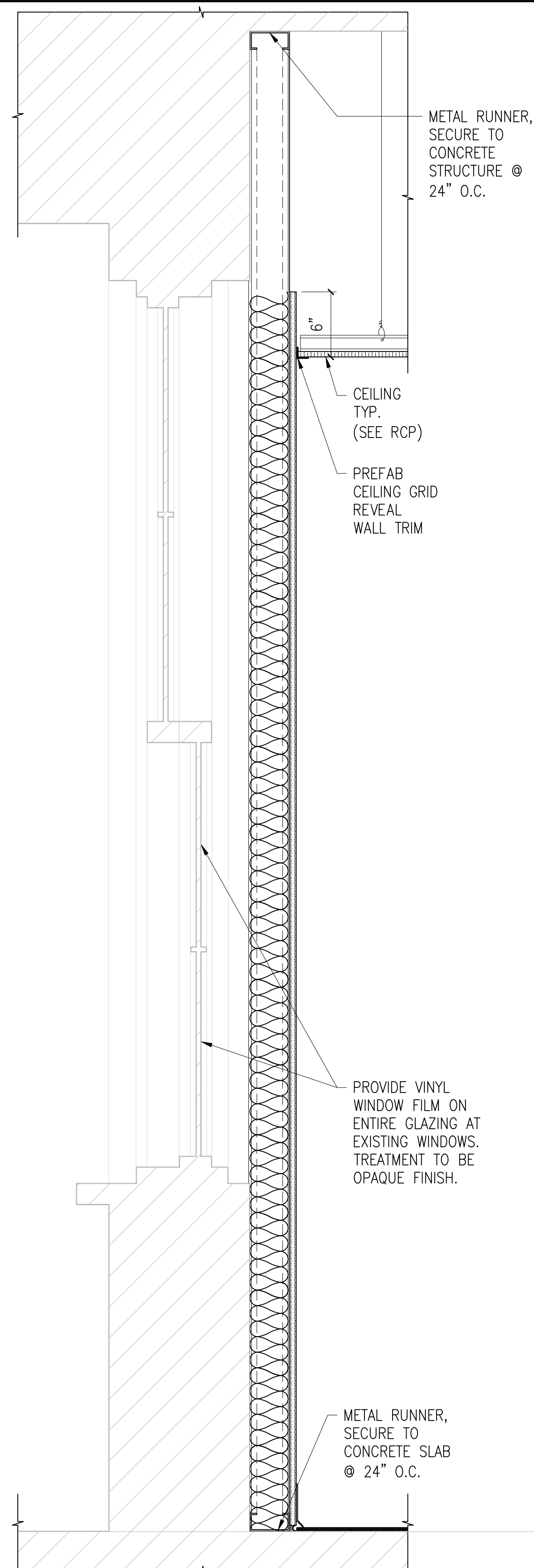
ARCHITECT/ENGINEER OF RECORD  
*[Signature]*  
 BANCROFT ARCHITECTS + ENGINEERS  
 700 Nicholas Blvd, Suite 300  
 Elk Grove Village, IL 60007  
 T: 847.952.9362  
 www.bancroft-ae.com  
 BAE PROJECT NO. 18-116

APPROVED PROJECT GSR	DATE:	APPROVED SERVICE LINE DIRECTOR	DATE:	APPROVED INSPECTOR CONTROL NURSE	DATE:
APPROVED GENS PROJECT MANAGER	DATE:	APPROVED PATIENT SAFETY	DATE:	APPROVED ASSOCIATE HEALTH CARE SYSTEM DIRECTOR	DATE:
APPROVED PROJECTS SECTION MANAGER	DATE:	APPROVED CHIEF OF POLICE	DATE:	APPROVED CHIEF OF STAFF	DATE:
APPROVED DIRECTOR PMS	DATE:	APPROVED SAFETY MANAGER	DATE:	APPROVED HEALTH CARE SYSTEM DIRECTOR	DATE:

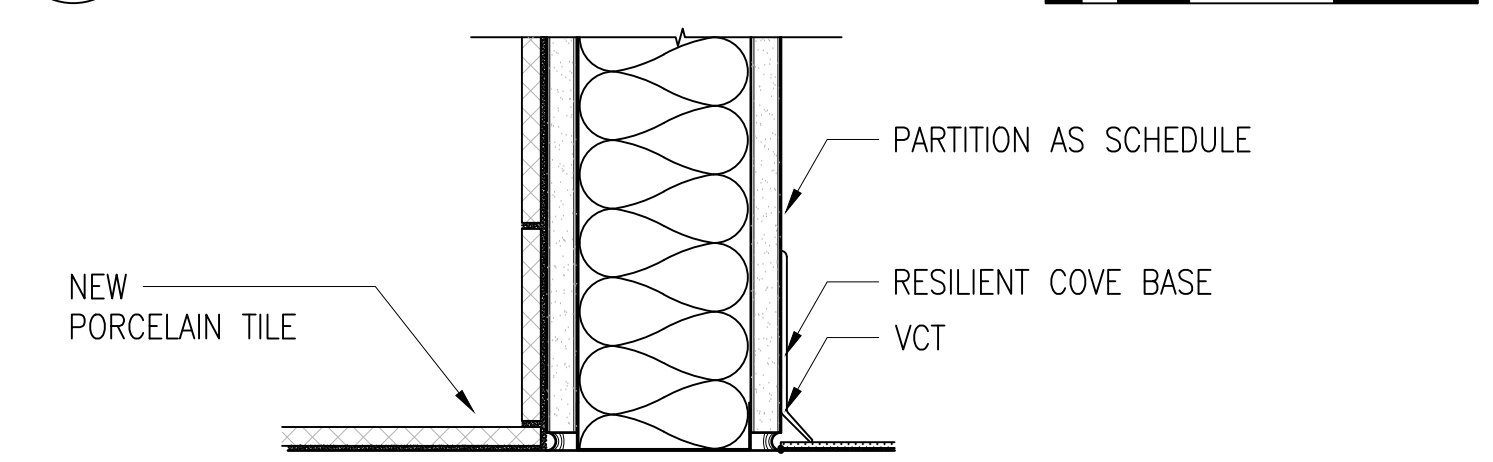
ISSUING TITLE	ARCHITECTURAL - DETAILS	DATE:	10/28/22
PROJECT TITLE	CONSTRUCT PACT CLINIC BUILDING 4 FIRST FLOOR	PROJECT NO.	656-400
BUILDING NO.	4	CHECKED BY	DA
DRAWN	LC	DRAWING NO.	A502
LOCATION	ST. CLOUD VAHCS ST. CLOUD, MN 56303	DWG. OF	



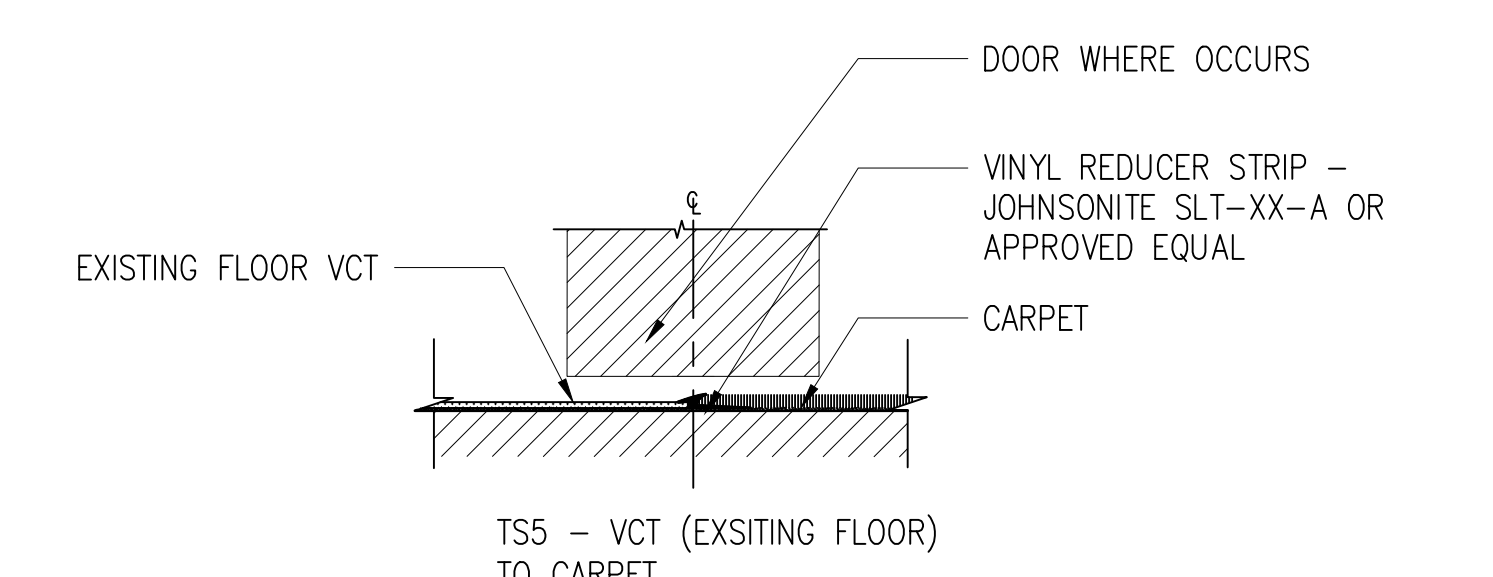




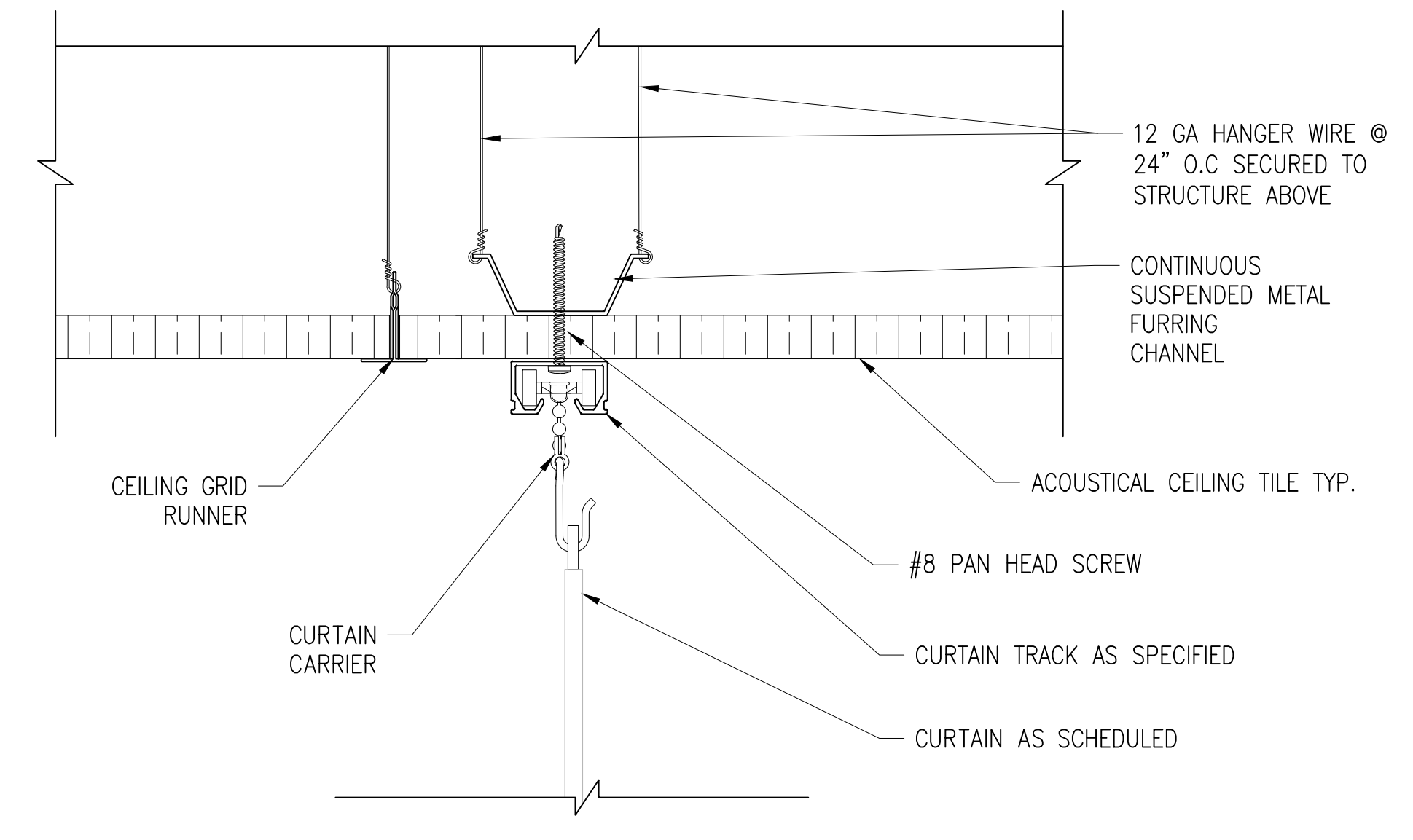
**14 TREATMENT AT EXISTING WINDOW**  
1-1/2"=1'-0"



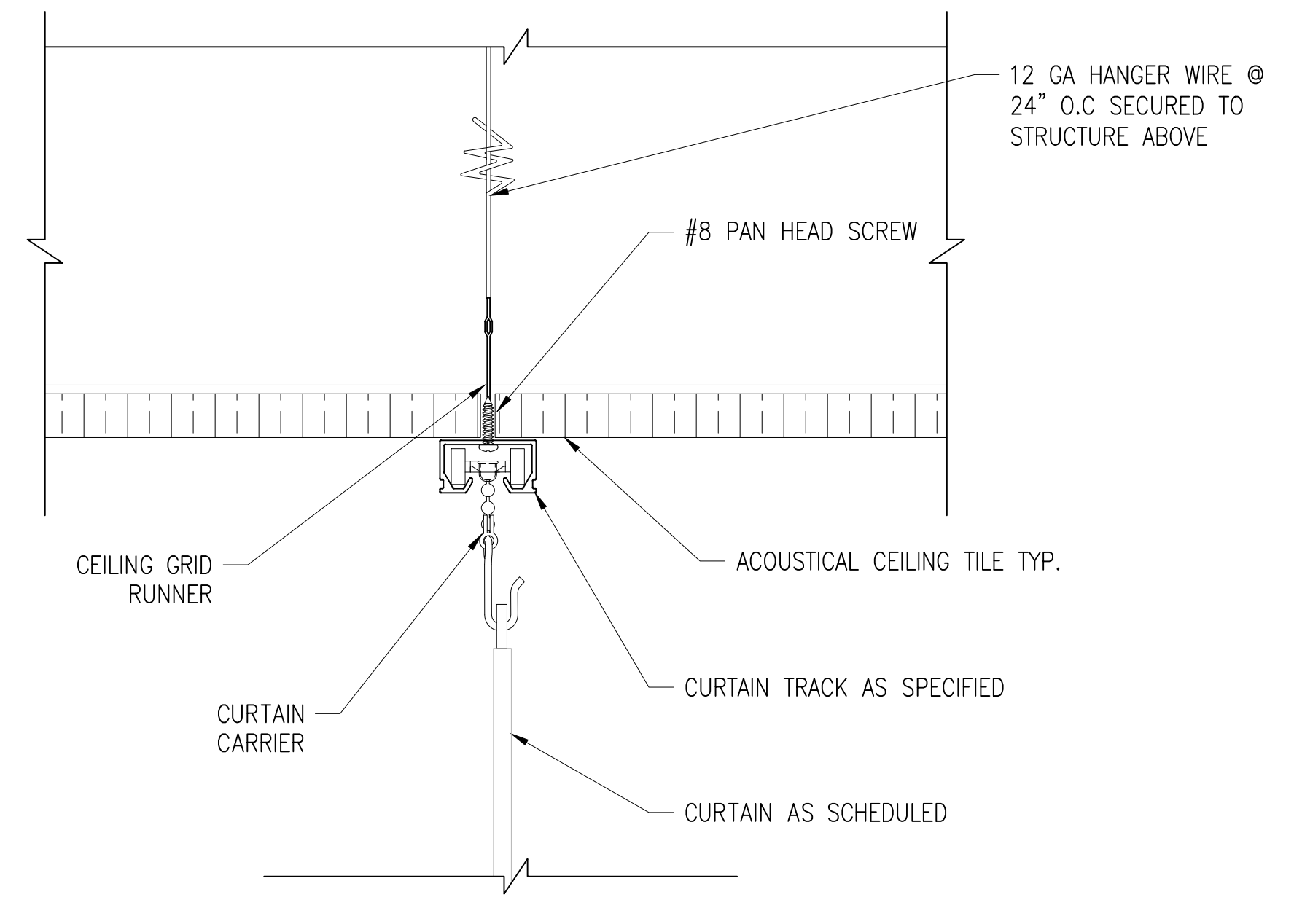
**13 DETAIL - RESILIENT COVE BASE / PORCELAIN TILE BASE**  
3"=1'-0"



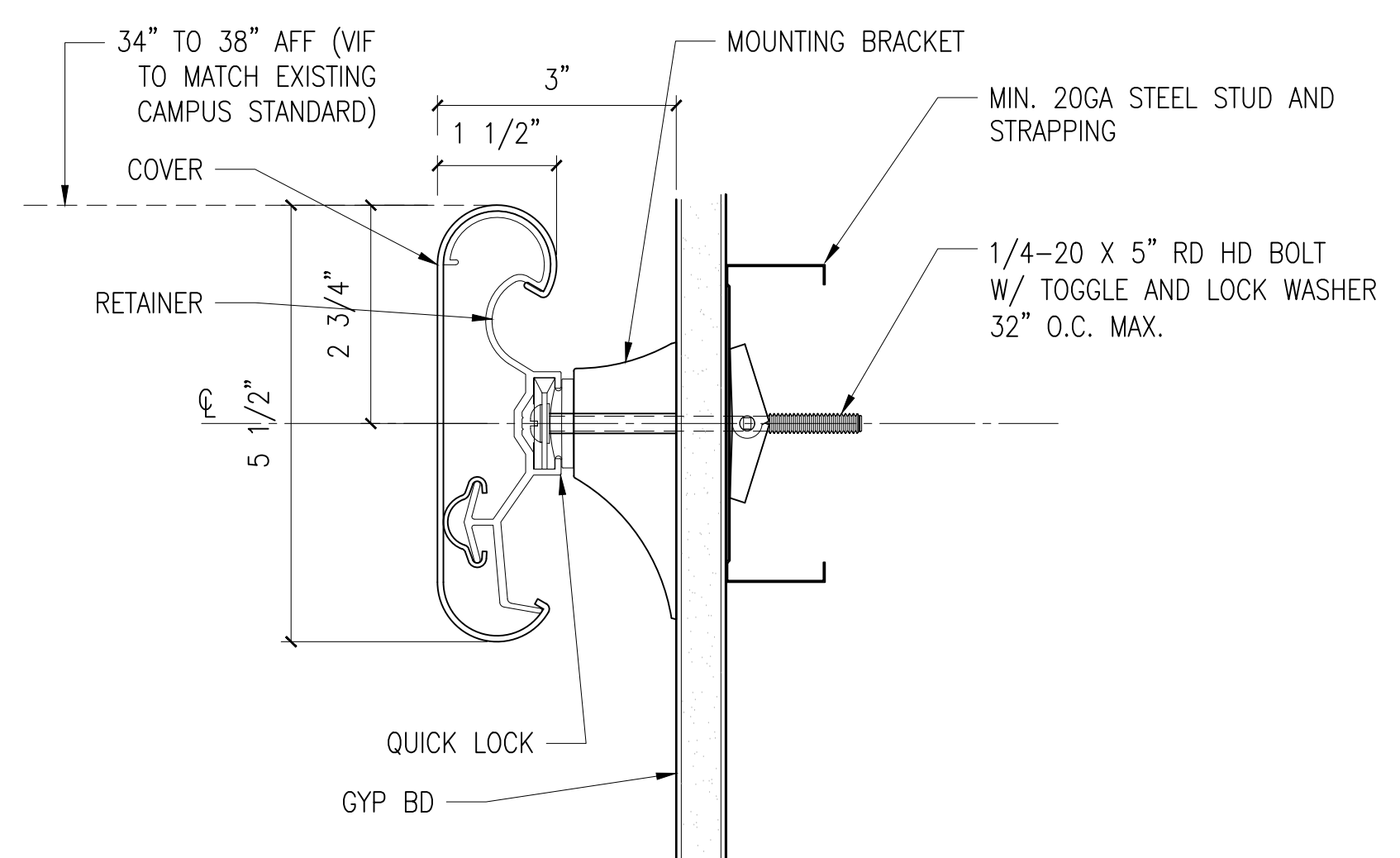
**5 DETAIL - VCT (EXISTING FLOOR) TO CARPET**  
3"=1'-0"



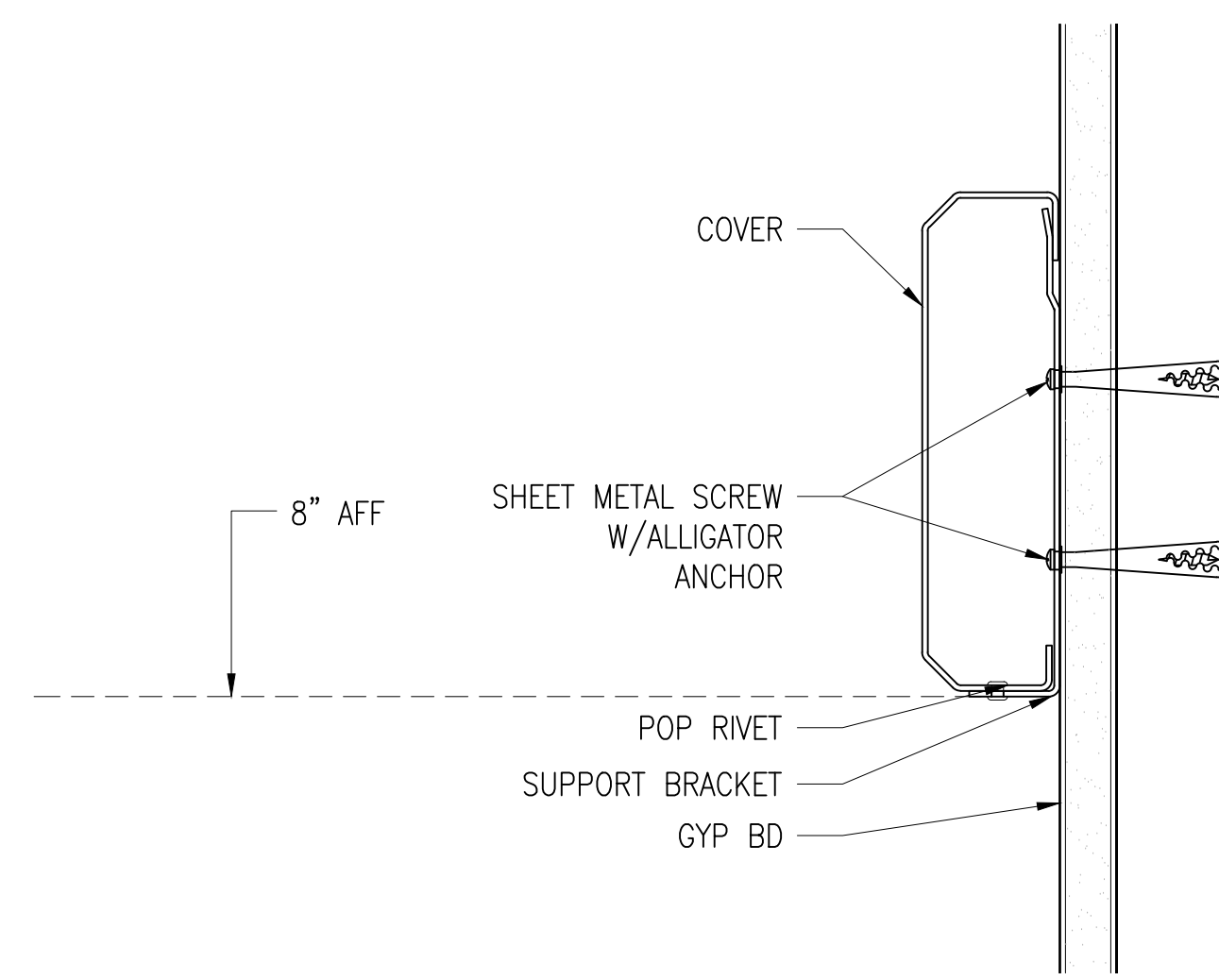
**12 PRIVACY CURTAIN TRACK - MOUNTED OFF GRID TYP.**  
6"=1'-0"



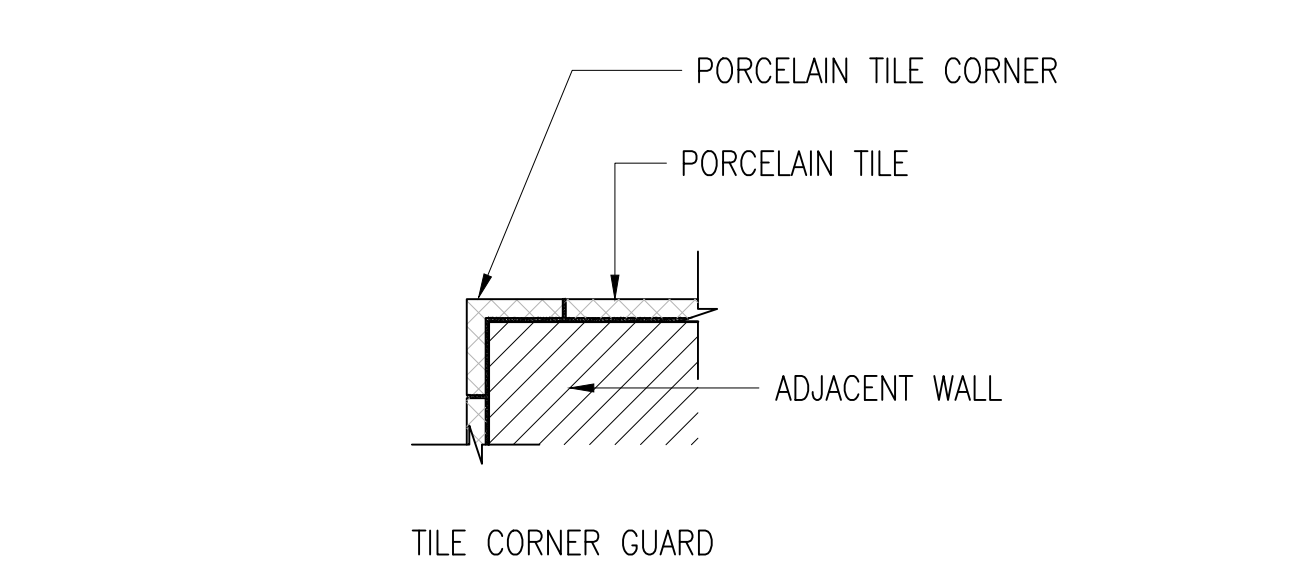
**11 PRIVACY CURTAIN TRACK - MOUNTED ON GRID TYP.**  
6"=1'-0"



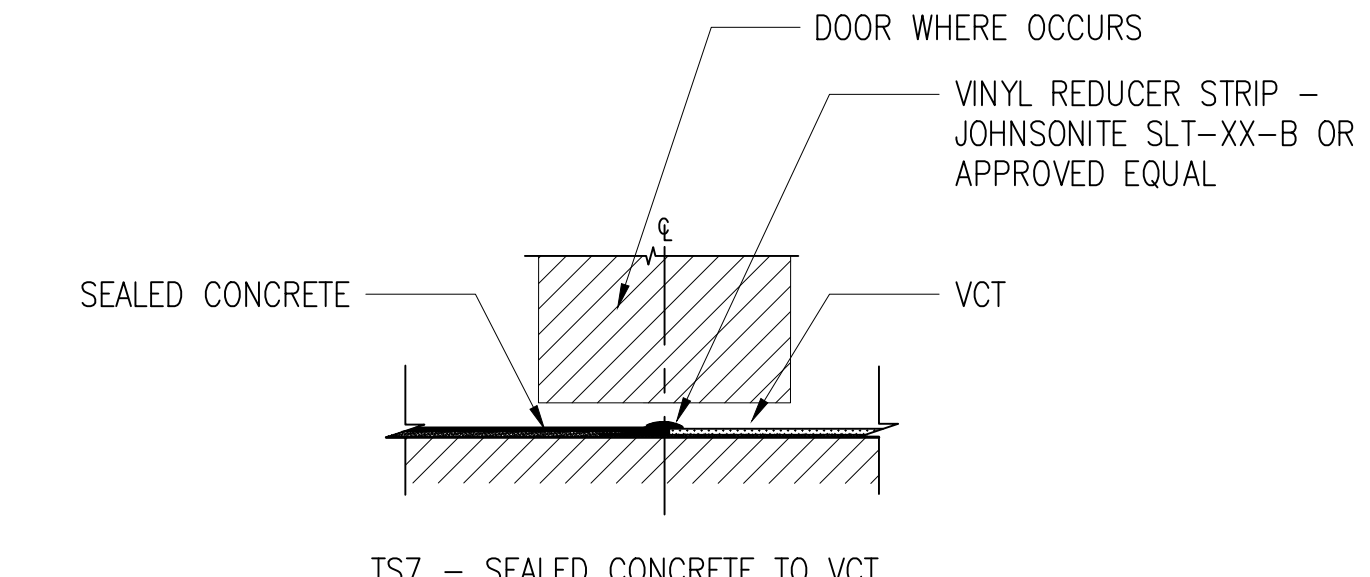
**10 HANDRAIL DETAIL - WP2**  
6"=1'-0"



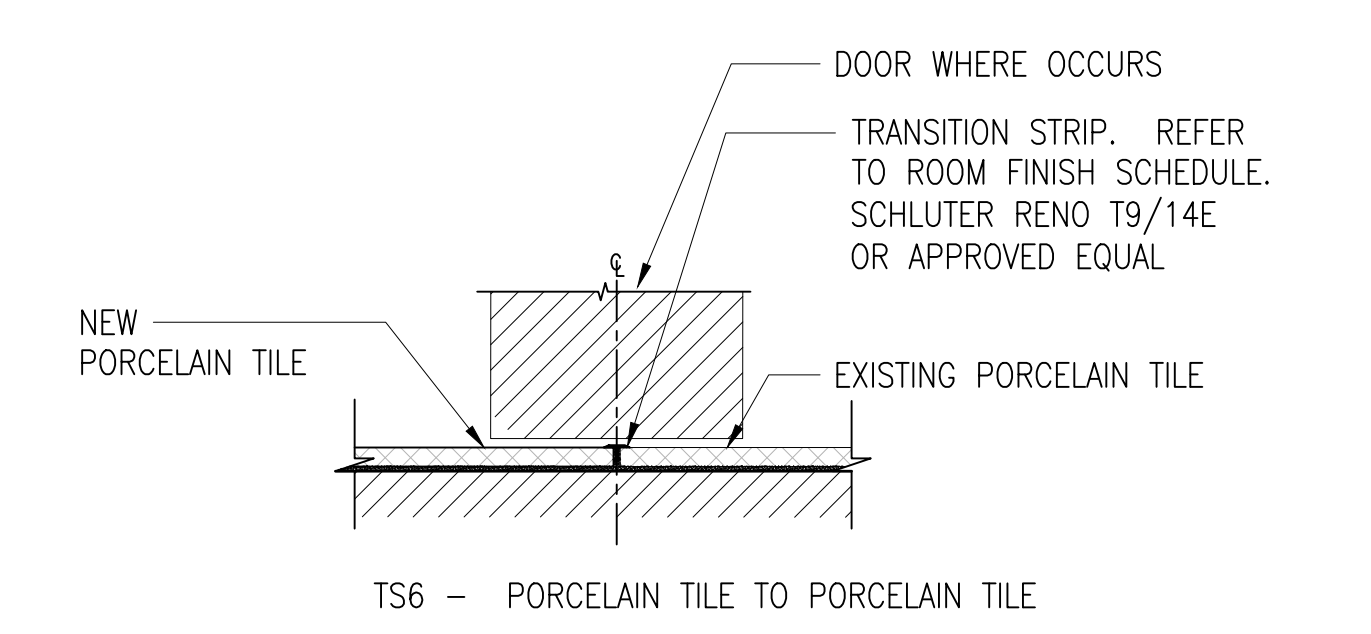
**9 CRASH RAIL DETAIL - WP7**  
6"=1'-0"



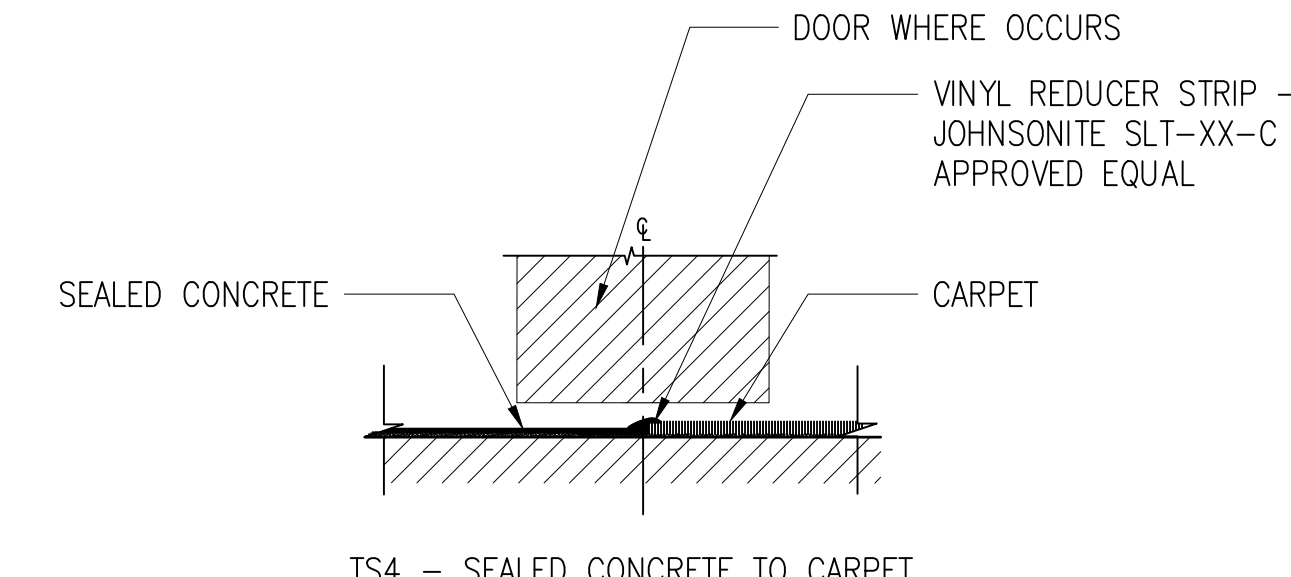
**8 DETAIL - CORNER GUARD TILED WALL - WP9**  
3"=1'-0"



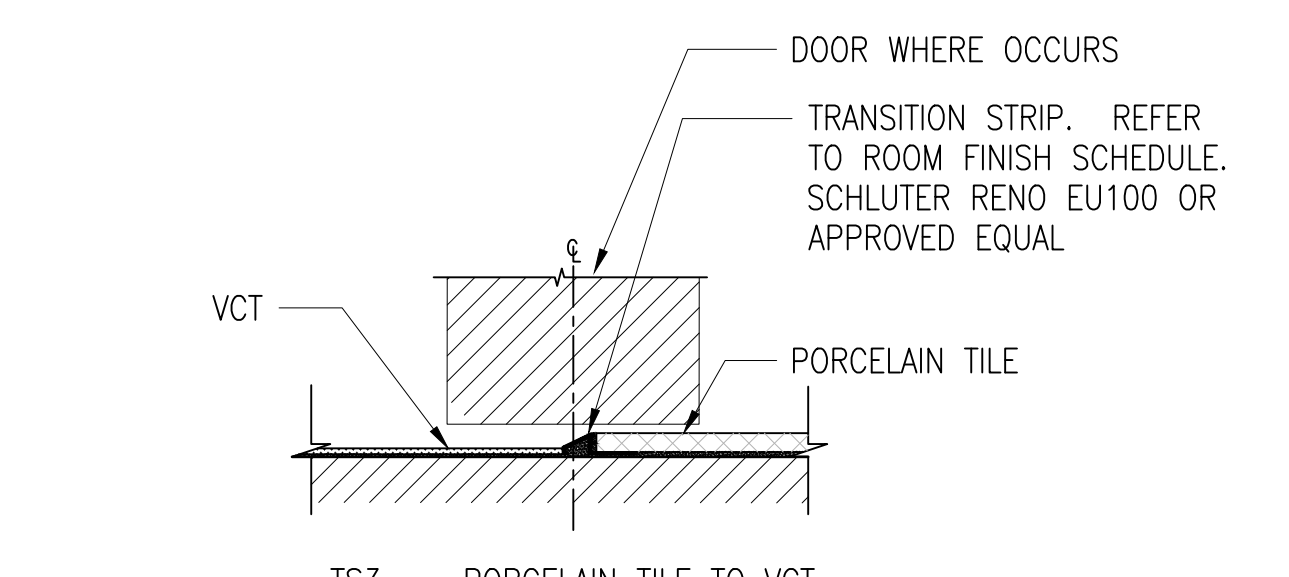
**7 DETAIL - SEALED CONCRETE TO VCT**  
3"=1'-0"



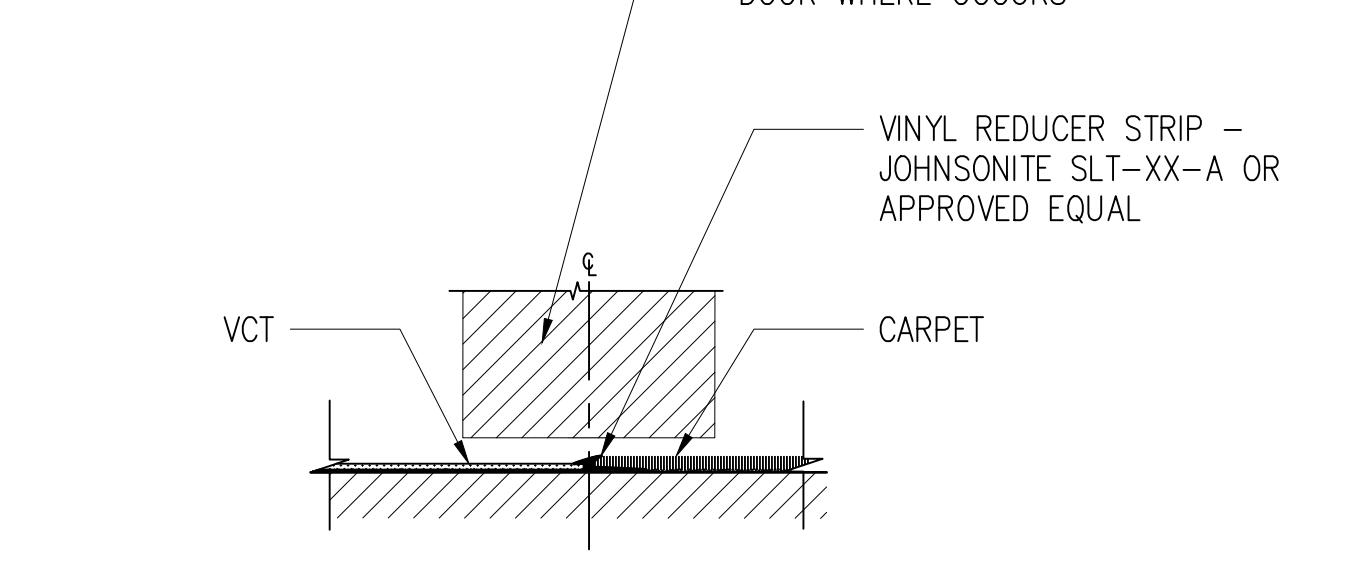
**6 DETAIL - PORCELAIN TILE TO PORCELAIN TILE**  
3"=1'-0"



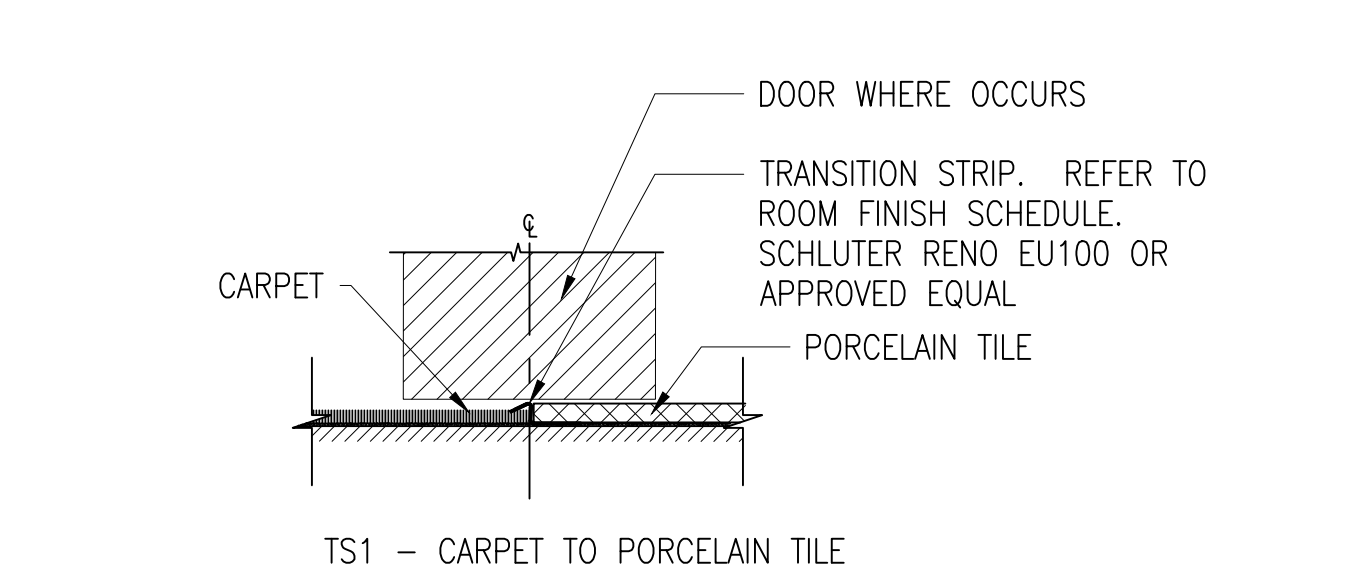
**4 DETAIL - SEALED CONCRETE TO CARPET**  
3"=1'-0"



**3 DETAIL - PORCELAIN TILE TO VCT**  
3"=1'-0"



**2 DETAIL - VCT TO CARPET**  
3"=1'-0"



**1 DETAIL - CARPET TO PORCELAIN TILE**  
3"=1'-0"

10/28/2022 - ISSUE FOR 100% CONSTRUCTION DOCUMENTS

No. REVISION DATE ISSUE FOR 100% CONSTRUCTION DOCUMENTS 10/28/22	I hereby certify that this plan, specification, or report was prepared by me or under my direct supervision and that I am a duly Licensed Architect under the laws of the State of Minnesota. Print Name: DENNIS J MIKA Signature: <i>[Signature]</i> Date: 10-28-22 License # 56382	ARCHITECT/ENGINEER OF RECORD <i>[Signature]</i> BANCROFT ARCHITECTS + ENGINEERS 700 Nicholas Blvd, Suite 300 Elk Grove Village, IL 60007 T: 847.952.9362 www.bancroft-ae.com BAE PROJECT NO. 18-116	APPROVED PROJECT GDR DATE: _____	APPROVED SERVICE LINE DIRECTOR DATE: _____	APPROVED INFECTION CONTROL NURSE DATE: _____	DRAWING TITLE: ARCHITECTURAL - DETAILS	PROJECT TITLE: CONSTRUCT PACT CLINIC BUILDING 4 FIRST FLOOR	DATE: 10/28/22
			APPROVED GEMS PROJECT MANAGER DATE: _____	APPROVED PATIENT SAFETY DATE: _____	APPROVED ASSOCIATE HEALTH CARE SYSTEM DIRECTOR DATE: _____	BUILDING No: 4	CHECKED BY: DA	DRAWN: LC
			APPROVED PROJECTS SECTION MANAGER DATE: _____	APPROVED CHIEF OF POLICE DATE: _____	APPROVED CHIEF OF STAFF DATE: _____	LOCATION: ST. CLOUD VAHCS ST. CLOUD, MN 56303	DIV: OF:	
			APPROVED DIRECTOR PMS DATE: _____	APPROVED SAFETY MANAGER DATE: _____		U.S. Department of Veterans Affairs Veterans Health Administration St. Cloud VA Health Care System		

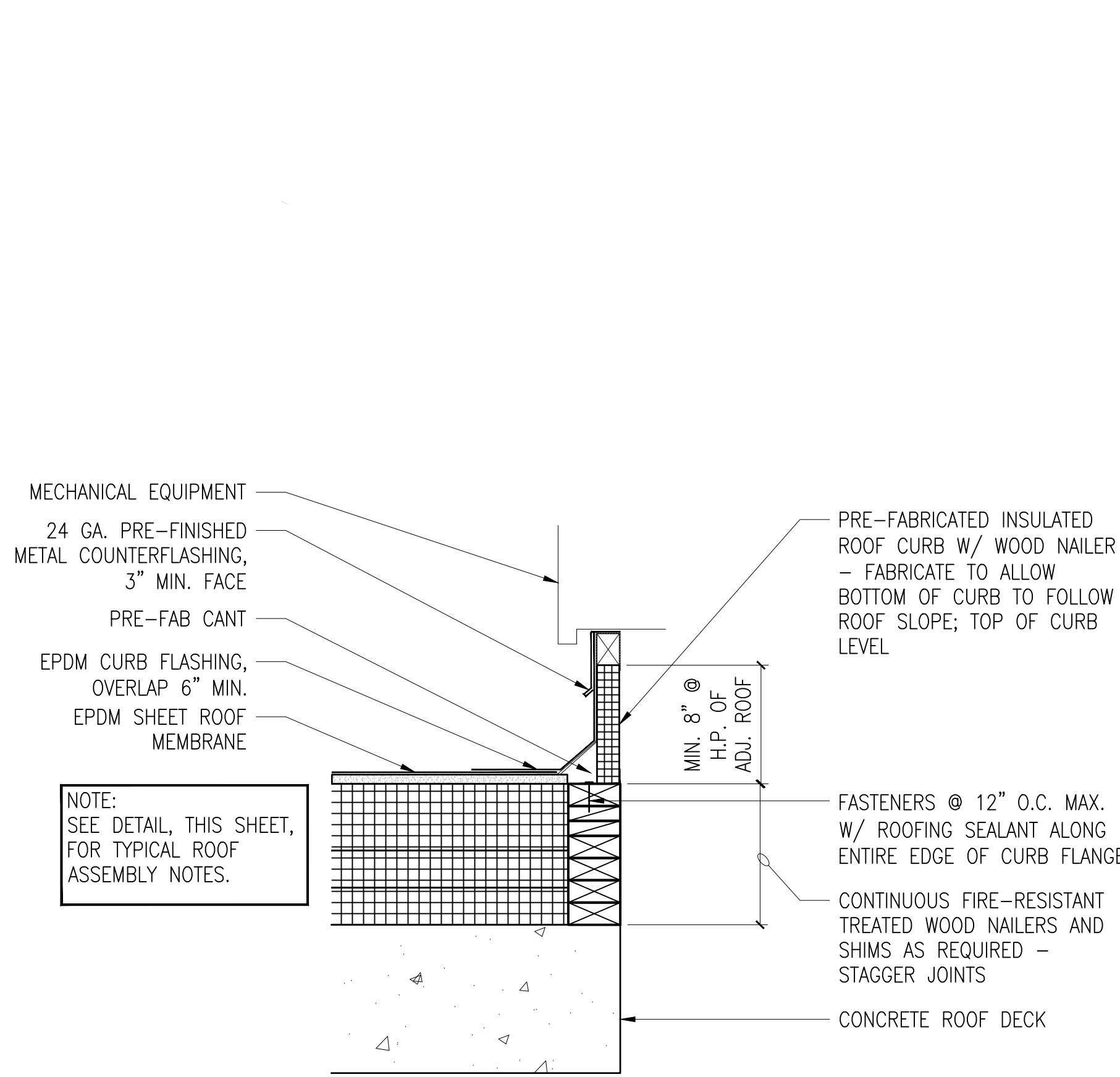




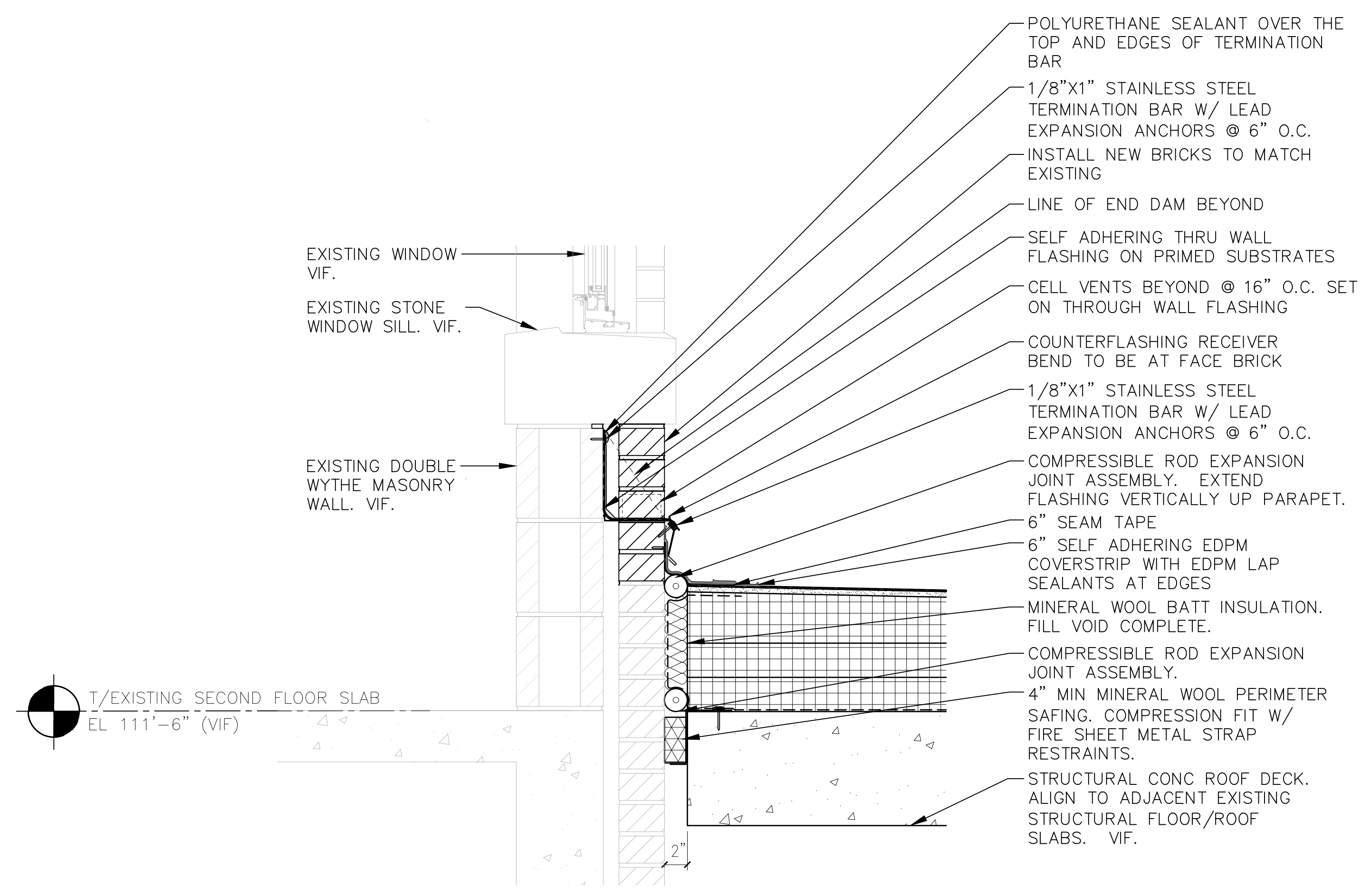




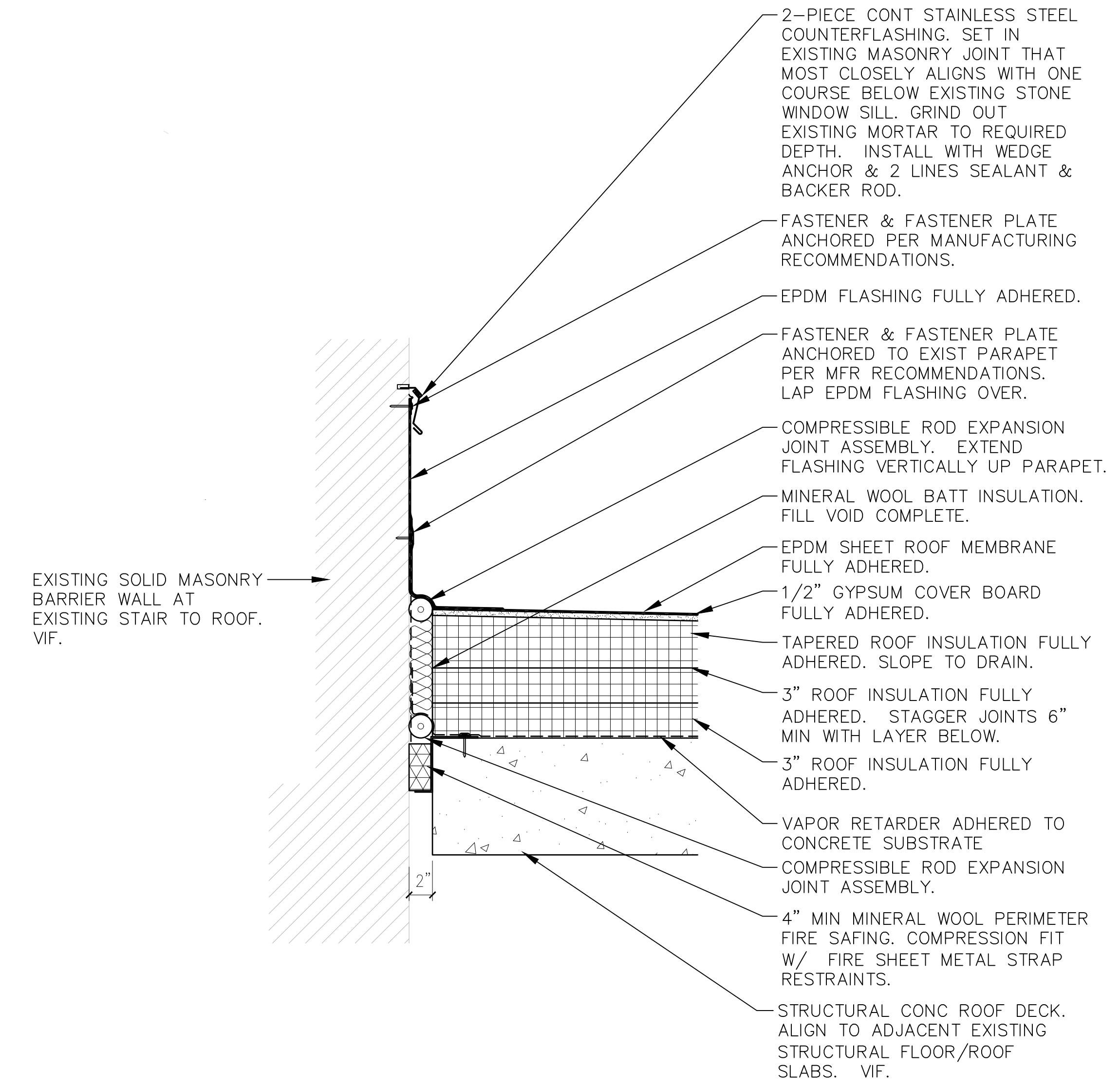




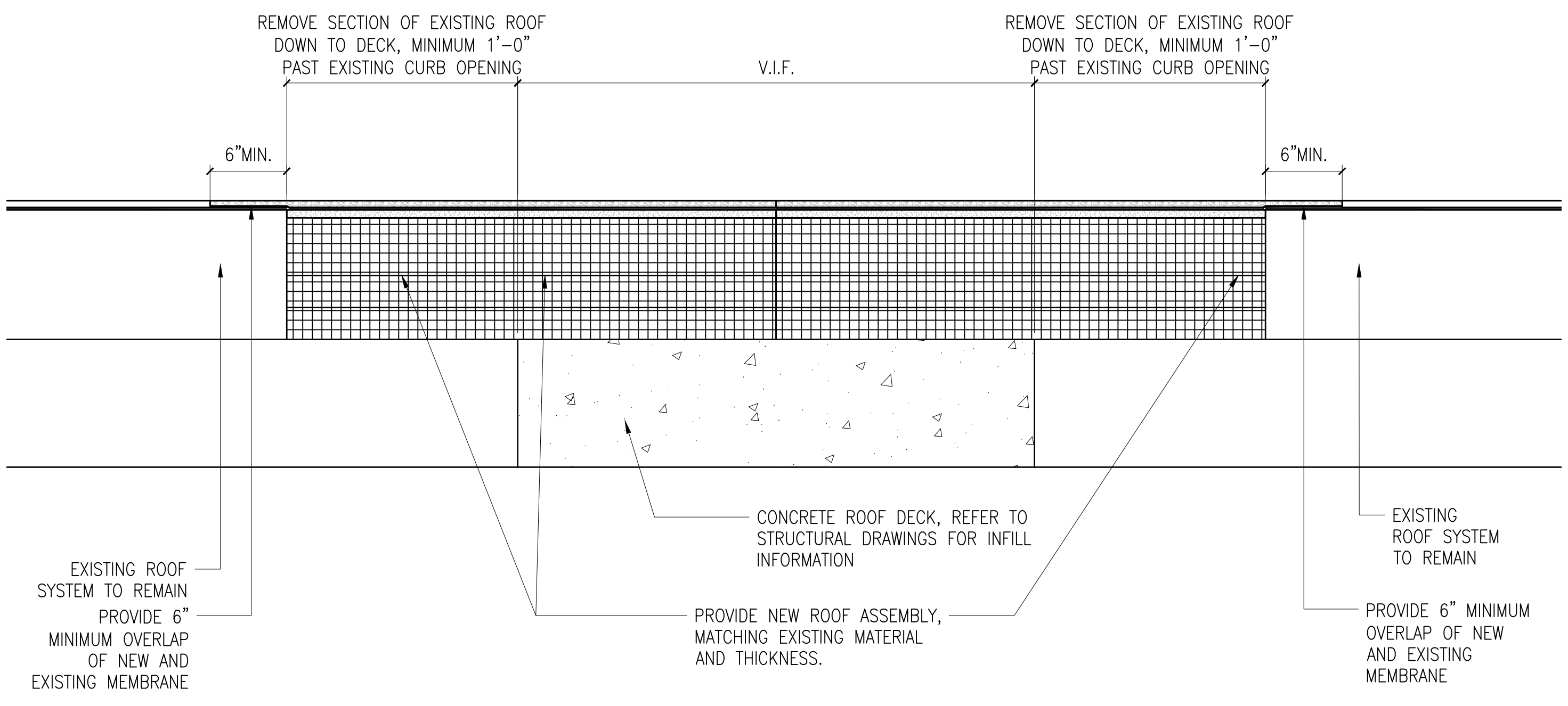
**3 EQUIPMENT CURB DETAIL**  
1-1/2"=1'-0"



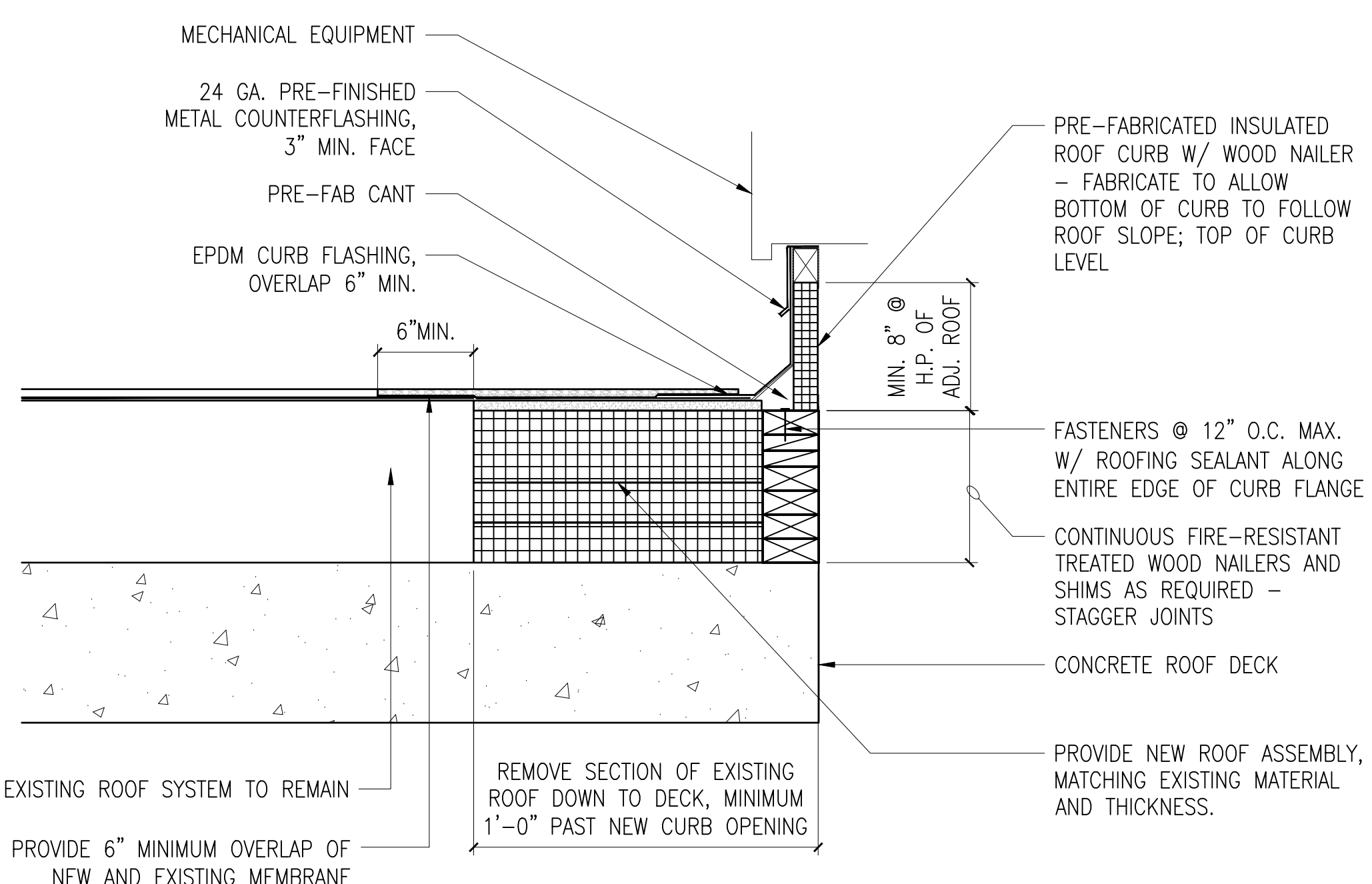
**2 EXISTING WALL - ROOF EXPANSION JOINT/ FLASHING DETAIL**  
1-1/2"=1'-0"



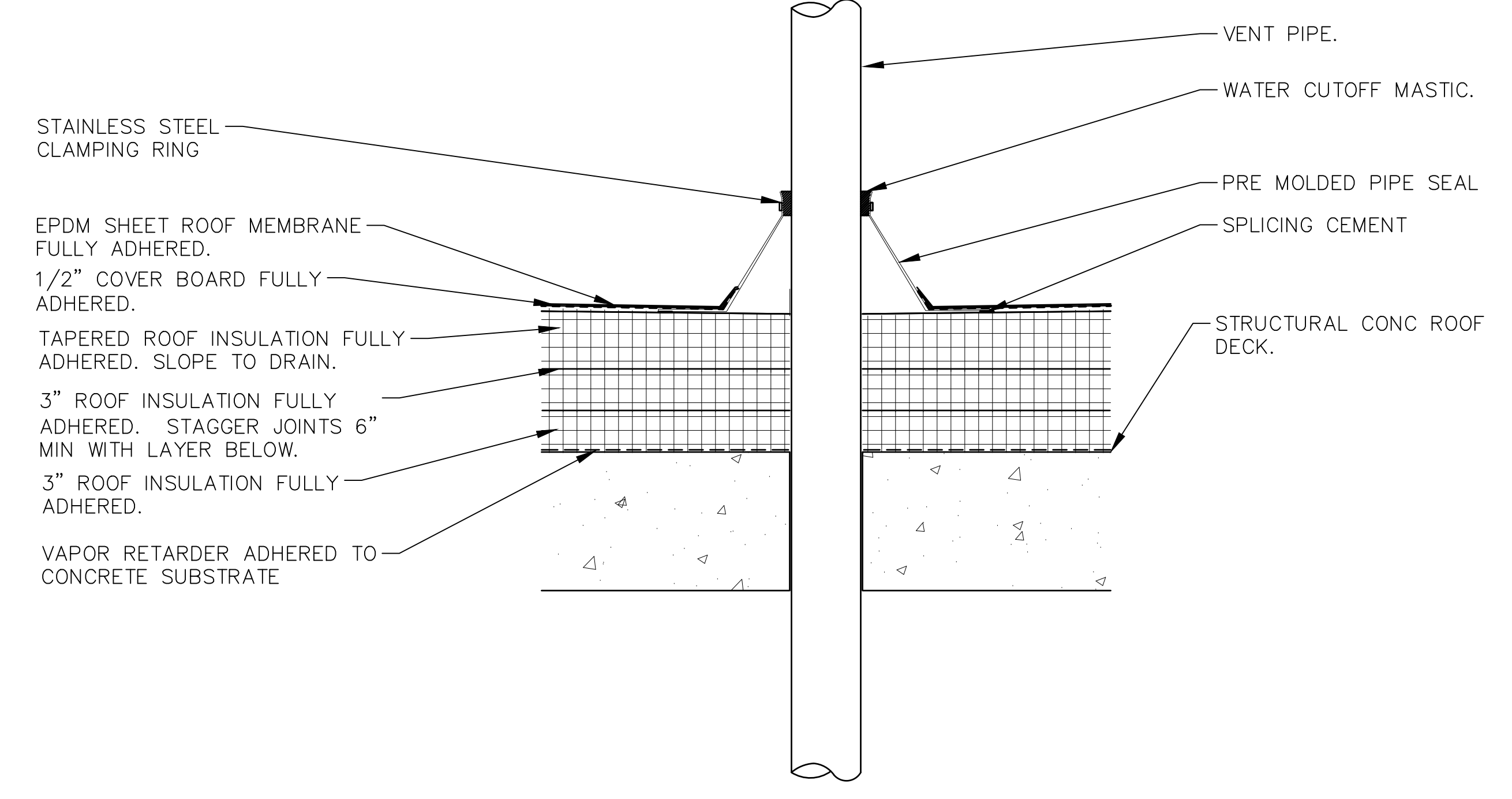
**1 EXISTING WALL - ROOF EXPANSION JOINT/ FLASHING DETAIL**  
1-1/2"=1'-0"



**6 INFILL AT EXISTING ROOF**  
1-1/2"=1'-0"



**5 NEW EQUIPMENT CURB AT EXISTING ROOF**  
1-1/2"=1'-0"



**4 VENT PIPE FLASHING / CONDUIT FLASHING (SIM)**  
1-1/2"=1'-0"

10/28/2022 - ISSUE FOR 100 % CONSTRUCTION DOCUMENTS

ISSUE FOR 100% CONSTRUCTION DOCUMENTS	10/28/22
No	REVISION
DATE	

I hereby certify that this plan, specification, or report was prepared by me or under my direct supervision and that I am a duly Licensed Architect under the laws of the State of Minnesota.  
 Print Name: DENNIS J MIKA  
 Signature: *[Signature]*  
 Date: 10-28-22 License # 56382

ARCHITECT/ENGINEER OF RECORD  
*[Signature]*  
 BANCROFT ARCHITECTS + ENGINEERS  
 700 Nicholas Blvd, Suite 300  
 Elk Grove Village, IL 60007  
 T: 847.952.9362  
 www.bancroft-ae.com  
 BAE PROJECT NO. 18-116

APPROVED PROJECT GDR	DATE	APPROVED SERVICE LINE DIRECTOR	DATE	APPROVED INFECTION CONTROL NURSE	DATE
APPROVED GENR PROJECT MANAGER	DATE	APPROVED PATIENT SAFETY	DATE	APPROVED ASSOCIATE HEALTH CARE SYSTEM DIRECTOR	DATE
APPROVED PROJECTS SECTION MANAGER	DATE	APPROVED CHIEF OF POLICE	DATE	APPROVED CHIEF OF STAFF	DATE
APPROVED DIRECTOR PHS	DATE	APPROVED SAFETY MANAGER	DATE	APPROVED HEALTH CARE SYSTEM DIRECTOR	DATE

ISSUE TITLE	ARCHITECTURAL - DETAILS - ROOF
PROJECT TITLE	CONSTRUCT PACT CLINIC BUILDING 4 FIRST FLOOR
DATE	10/28/22
PLT SCALE	
PROJECT NO.	656-400
BUILDING NO.	4
CHECKED BY	DA LC
BRANN	
BRANNING NO.	A506
LOCATION	ST. CLOUD VAHCS ST. CLOUD, MN 56303
DATE	
DATE	





















**DOOR AND FRAME SCHEDULE NOTES**

1. PROVIDE AUTOMATIC DOOR BOTTOM AS SCHEDULED AS PART OF HARDWARE SET.

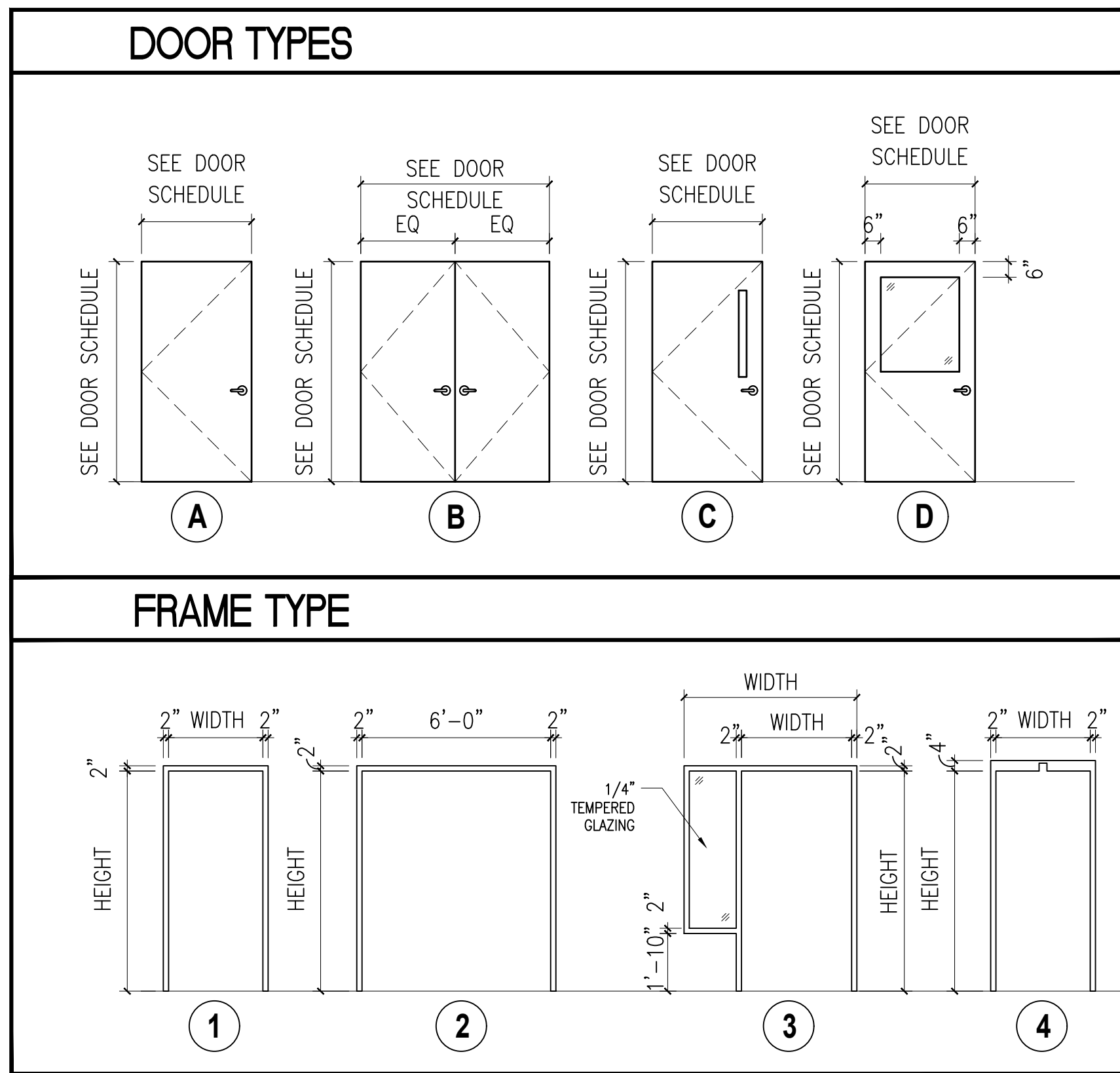
**DOOR & FRAME SCHEDULE**

DOOR NO.	ROOM LOCATION	ROOM NO.	FROM - TO	LEAF					FRAME					FIRE RATING	HW See 087100	GLASS	NOTES	REMARKS
				Width	Height	THK	MATL	ELEV.	MATL	ELEV.	HEAD DET.	JAMB DET.	SILL DET.					
<b>BASEMENT</b>																		
19-A	CORRIDOR	19A	ALCOVE 19C TO CORRIDOR 19A	PR 3'-0"	7'-0"	1-3/4"	HM	B	HM	2	1/A602	2/A602	7/A503	45 MN	4A	-	-	W/ OVERHEAD STOP ARMS - COORD W/ CLOSERS
19A-B	UNFINISHED SPACE	19B	CORRIDOR 19A TO UNFINISHED SPACE 19B	3'-0"	7'-0"	1-3/4"	HM	A	HM	1	1/A602	2/A602	7/A503 (V.I.F.)	45 MN	5G	-	-	W/ OVERHEAD STOP ARM - COORD W/ CLOSER
25	CORRIDOR	25	ALCOVE 25A TO CORRIDOR 25	3'-0"	7'-0"	1-3/4"	HM	A	HM	1	1/A602	2/A602	7/A503	45 MN	5G	-	-	W/ OVERHEAD STOP ARM - COORD W/ CLOSER
25B	STORAGE	25B	CORRIDOR 25 TO STORAGE 25B	3'-0"	7'-0"	1-3/4"	HM	A	HM	1	1/A602	2/A602	N/A	45 MN	5G	-	-	W/ OVERHEAD STOP ARM - COORD W/ CLOSER
<b>FIRST FLOOR PLAN - ZONE 1</b>																		
159	WAITING AREA	159	WAITING ENTRY 159E TO WAITING AREA	3'-6"	7'-0"	1-3/4"	WD	A	HM	3	1,3/A602	2,4/A602	2/A503	-	4A	T	1,4	-
159A-A	RECEPTION	159A	CORRIDOR C1S TO RECEPTION	3'-6"	7'-0"	1-3/4"	WD	A	HM	1	8/A602 (SIM.)	9/A602 (SIM.)	5/A503	-	3E	-	4	-
159A-B	RECEPTION	159A	CORRIDOR C1E TO RECEPTION	3'-6"	7'-0"	1-3/4"	WD	A	HM	1	8/A602	9/A602	5/A503	-	3E	-	4	-
148-A	EXAM 12	148	CORRIDOR C3 TO EXAM 12	3'-6"	7'-0"	1-3/4"	WD	A	HM	1	1/A602	2/A602	2/A503	-	1Q	-	-	-
148-B	EXAM 12	148	TEAM WORK AREA 158 TO EXAM 12	3'-0"	7'-0"	1-3/4"	WD	A	HM	1	1/A602	2/A602	2/A503	-	1Q	-	-	-
131	TOILET	131	CORRIDOR C1 TO TOILET	3'-6"	7'-0"	1-3/4"	WD	A	HM	1	1/A602	2/A602	1/A503	-	2H	-	-	-
130C	ELECTRICAL	130C	CORRIDOR C1 TO ELECTRICAL	3'-0"	7'-0"	1-3/4"	WD	A	HM	1	1/A602	2/A602	2/A503	45 MN	5B	-	-	OVERHEAD STOP
130B	LOW VOLTAGE	130B	CORRIDOR C1 TO STORAGE	3'-0"	7'-0"	1-3/4"	WD	A	HM	1	1/A602	2/A602	2/A503	45 MN	5B	-	-	OVERHEAD STOP
149	TOILET	149	CORRIDOR C3 TO TOILET	3'-6"	7'-0"	1-3/4"	WD	A	HM	1	1/A602	2/A602	1/A503	-	2H	-	-	-
133-A	EXAM 1	133	CORRIDOR C2 TO EXAM 1	3'-6"	7'-0"	1-3/4"	WD	A	HM	1	1/A602	2/A602	2/A503	-	1Q	-	-	-
133-B	EXAM 1	133	TEAM WORK AREA 132 TO EXAM 1	3'-0"	7'-0"	1-3/4"	WD	A	HM	1	1/A602	2/A602	2/A503	-	1Q	-	-	-
150-A	EXAM 13	150	CORRIDOR C3 TO EXAM 13	3'-6"	7'-0"	1-3/4"	WD	A	HM	1	1/A602	2/A602	2/A503	-	1Q	-	-	-
150-B	EXAM 13	150	TEAM WORK AREA 158 TO EXAM 13	3'-0"	7'-0"	1-3/4"	WD	A	HM	1	1/A602	2/A602	2/A503	-	1Q	-	-	-
151-A	EXAM 14	151	CORRIDOR C3 TO EXAM 14	3'-6"	7'-0"	1-3/4"	WD	A	HM	1	1/A602	2/A602	2/A503	-	1Q	-	-	-
151-B	EXAM 14	151	TEAM WORK AREA 158 TO EXAM 14	3'-0"	7'-0"	1-3/4"	WD	A	HM	1	1/A602	2/A602	2/A503	-	1Q	-	-	-
134	TOILET	134	CORRIDOR C2 TO TOILET	3'-6"	7'-0"	1-3/4"	WD	A	HM	1	1/A602	2/A602	1/A503	-	2H	-	-	-
135-A	EXAM 2	135	CORRIDOR C2 TO EXAM 2	3'-6"	7'-0"	1-3/4"	WD	A	HM	1	1/A602	2/A602	2/A503	-	1Q	-	-	-
135-B	EXAM 2	135	TEAM WORK AREA 132 TO EXAM 2	3'-0"	7'-0"	1-3/4"	WD	A	HM	1	1/A602	2/A602	2/A503	-	1Q	-	-	-
136-A	EXAM 3	136	CORRIDOR C3 TO EXAM 3	3'-6"	7'-0"	1-3/4"	WD	A	HM	1	1/A602	2/A602	2/A503	-	1Q	-	-	-
136-B	EXAM 3	136	TEAM WORK AREA 132 TO EXAM 3	3'-0"	7'-0"	1-3/4"	WD	A	HM	1	1/A602	2/A602	2/A503	-	1Q	-	-	-
158-A	TEAM WORK AREA	158	RECEPTION 159A TO TEAM WORK AREA	3'-0"	7'-0"	1-3/4"	WD	A	HM	1	1/A602	2/A602	N/A	-	3B	-	-	-
158-B	TEAM WORK AREA	158	CORRIDOR C1E TO TEAM WORK AREA	3'-0"	7'-0"	1-3/4"	WD	A	HM	1	8/A602	9/A602	2/A503	-	3B	-	4	-
130A	STORAGE	130A	CORRIDOR C1 TO STORAGE	3'-0"	7'-0"	1-3/4"	WD	A	HM	1	1/A602 (SIM.)	2/A602 (SIM.)	N/A	-	5B	-	-	-
158A-A	CLEAN STORAGE	158A	TEAM WORK AREA 158 TO CLEAN STORAGE	4'-0"	7'-0"	1-3/4"	WD	A	HM	1	1/A602	2/A602	2/A503	-	SH-3C	-	-	W/ OVERHEAD STOP ARM
132-A	TEAM WORK AREA	132	WAITING AREA 159 TO TEAM WORK AREA	3'-6"	7'-0"	1-3/4"	WD	A	HM	1	1/A602	2/A602	N/A	-	3B	-	4	-
147-A	EXAM 6	147	CORRIDOR C3 TO EXAM 6	3'-6"	7'-0"	1-3/4"	WD	A	HM	1	1/A602	2/A602	2/A503	-	1Q	-	-	-
147-B	EXAM 6	147	TEAM WORK AREA 132 TO EXAM 6	3'-0"	7'-0"	1-3/4"	WD	A	HM	1	1/A602	2/A602	2/A503	-	1Q	-	-	-
146-A	MEDICATION	146	CORRIDOR C3 TO MEDICATION	3'-0"	7'-0"	1-3/4"	WD	A	HM	1	1/A602	2/A602	2/A503	45 MN	3E	-	4	-
146-B	MEDICATION	146	TEAM WORK AREA 132 TO MEDICATION	3'-0"	7'-0"	1-3/4"	WD	A	HM	1	1/A602	2/A602	2/A503	45 MN	3E	-	4	-
145-A	EXAM 7	145	CORRIDOR C3 TO EXAM 7	3'-6"	7'-0"	1-3/4"	WD	A	HM	1	1/A602	2/A602	2/A503	-	1Q	-	-	-
145-B	EXAM 7	145	TEAM WORK AREA 132 TO EXAM 7	3'-0"	7'-0"	1-3/4"	WD	A	HM	1	1/A602	2/A602	2/A503	-	1Q	-	-	-
144-A	EXAM 8	144	CORRIDOR C3 TO EXAM 8	3'-6"	7'-0"	1-3/4"	WD	A	HM	1	1/A602	2/A602	2/A503	-	1Q	-	-	-
144-B	EXAM 8	144	TEAM WORK AREA 132 TO EXAM 8	3'-0"	7'-0"	1-3/4"	WD	A	HM	1	1/A602	2/A602	2/A503	-	1Q	-	-	-
121	HAC	121	CORRIDOR C1E TO HAC	2'-6" (VF)	7'-0" (VF)	1-3/4"	WD	A	HM	1	1/A602	2/A602	7/A503	-	5D	-	5	-
121A	HAC	121A	CORRIDOR C1E TO HAC	3'-0" (VF)	7'-0" (VF)	1-3/4"	WD	A	HM	1	1/A602	2/A602	7/A503	-	5D	-	5	-
C2-A	CORRIDOR	C2	CORRIDOR C1 TO CORRIDOR C2	3'-6"	7'-0"	1-3/4"	WD	A	HM	1	1/A602	2/A602	N/A	-	4A	-	-	-
C3-A	CORRIDOR	C3	WAITING AREA TO CORRIDOR C3	3'-6"	7'-0"	1-3/4"	WD	A	HM	1	1/A602	2/A602	N/A	-	4A	-	-	-
C1E-A	CORRIDOR	C1E	CORRIDOR C1S TO CORRIDOR C1E	3'-6" (VF)	7'-0" (VF)	1-3/4"	WD	A	HM	1	1/A602	2/A602	N/A	-	4A	-	5	-
C1S-A	CORRIDOR	C1S	-	3'-0" (VF)	7'-0" (VF)	1-3/4"	WD	A	HM	1	-	-	4/A503	-	-	-	-	FIXED DOOR PANEL SECURED TO FRAME
C1S-B	CORRIDOR	C1S	-	3'-0" (VF)	3'-0" (VF)	1-3/4"	WD	A	HM	1	-	-	4/A503	-	-	-	-	FIXED DOOR PANEL SECURED TO FRAME

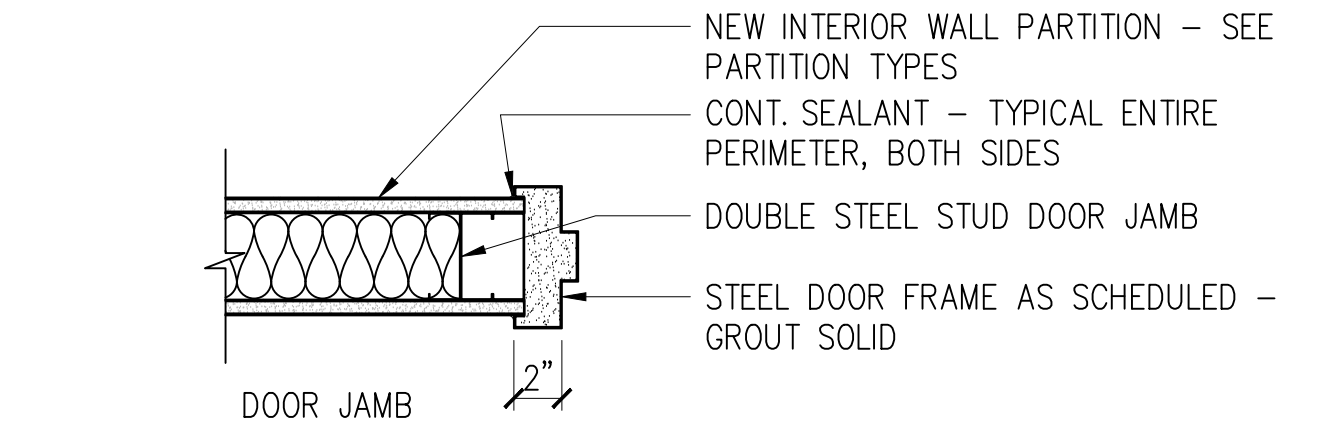
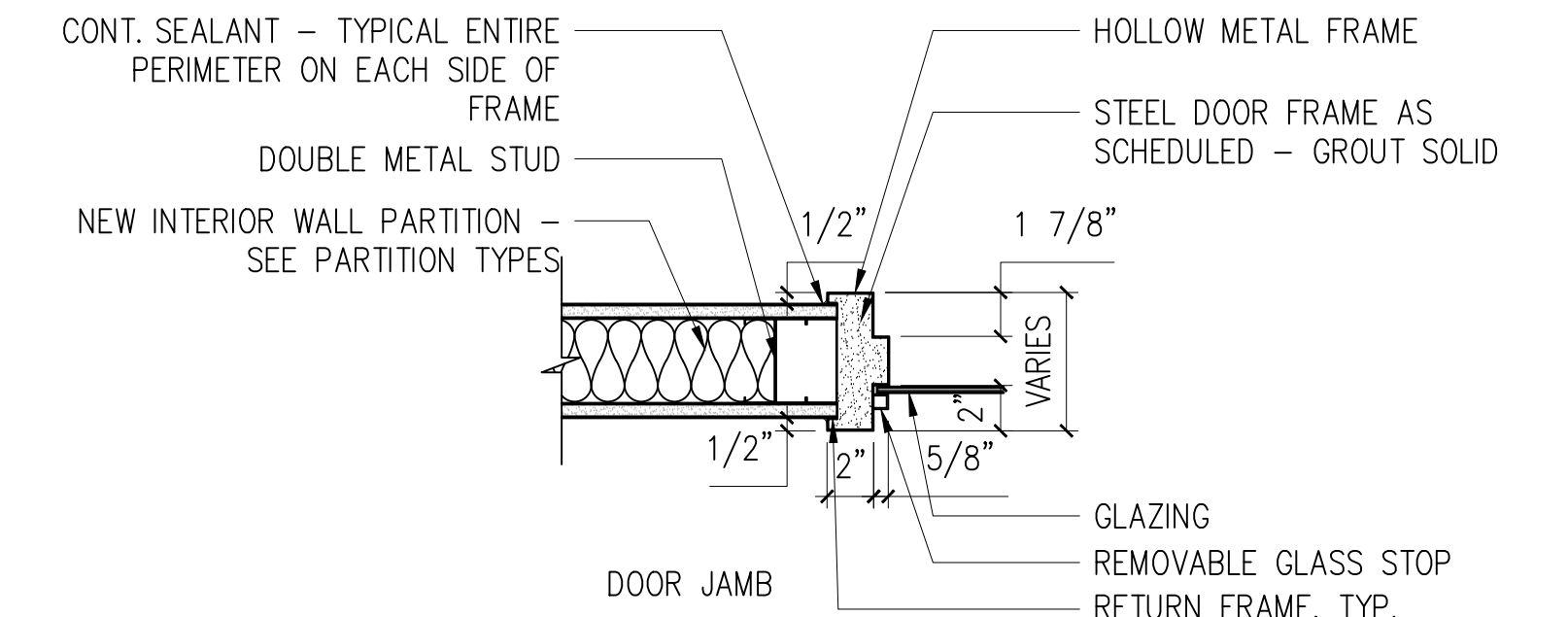
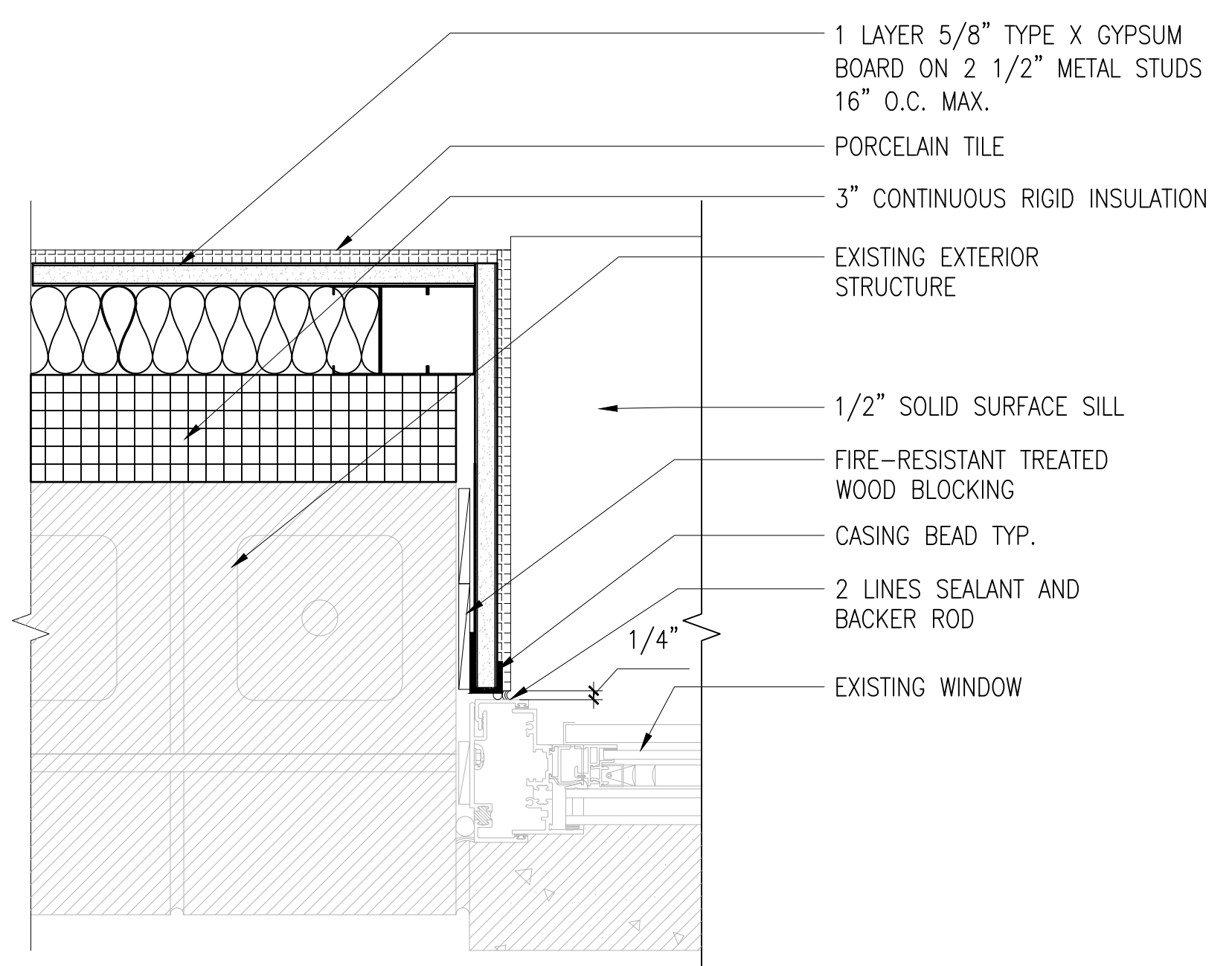
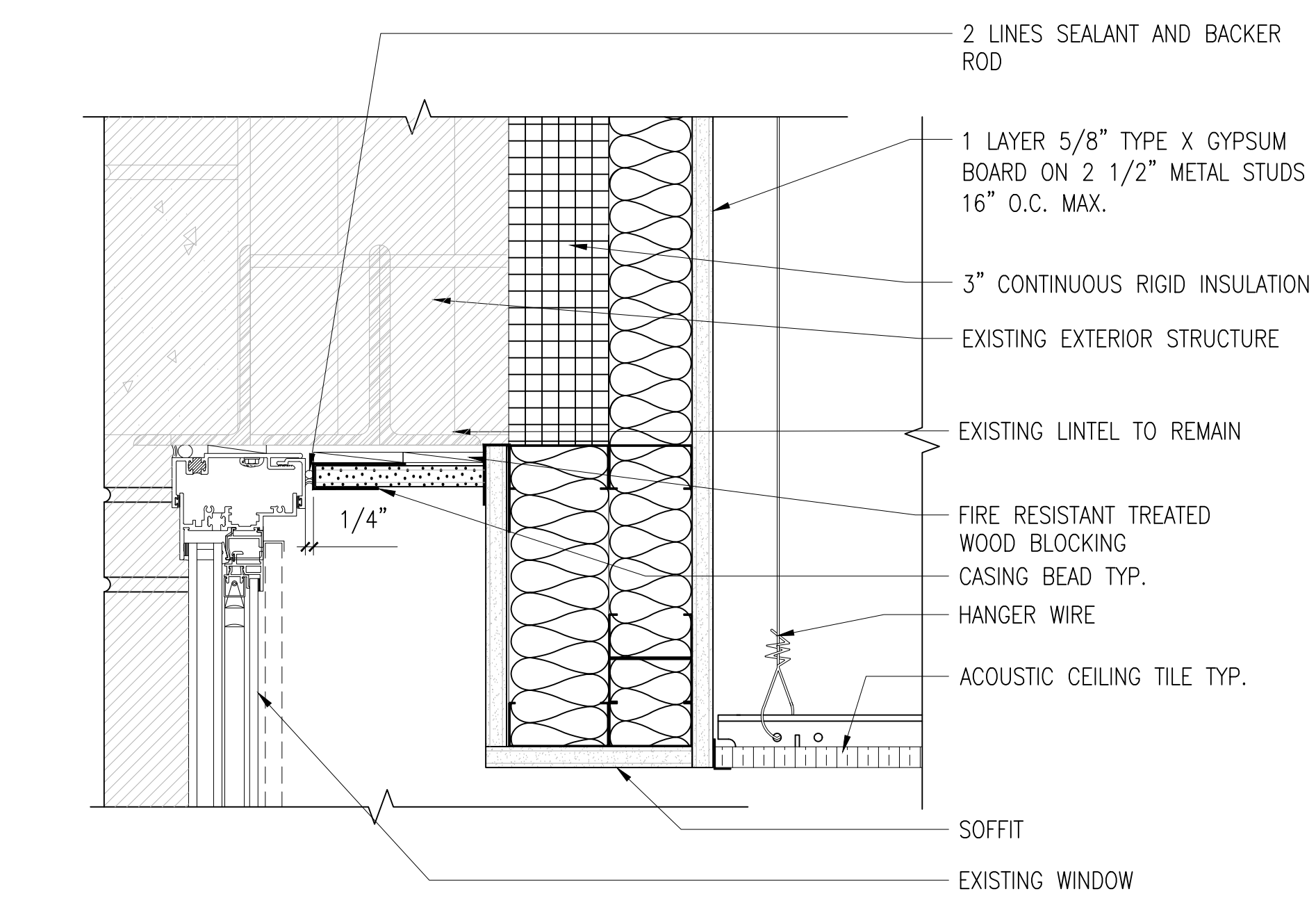
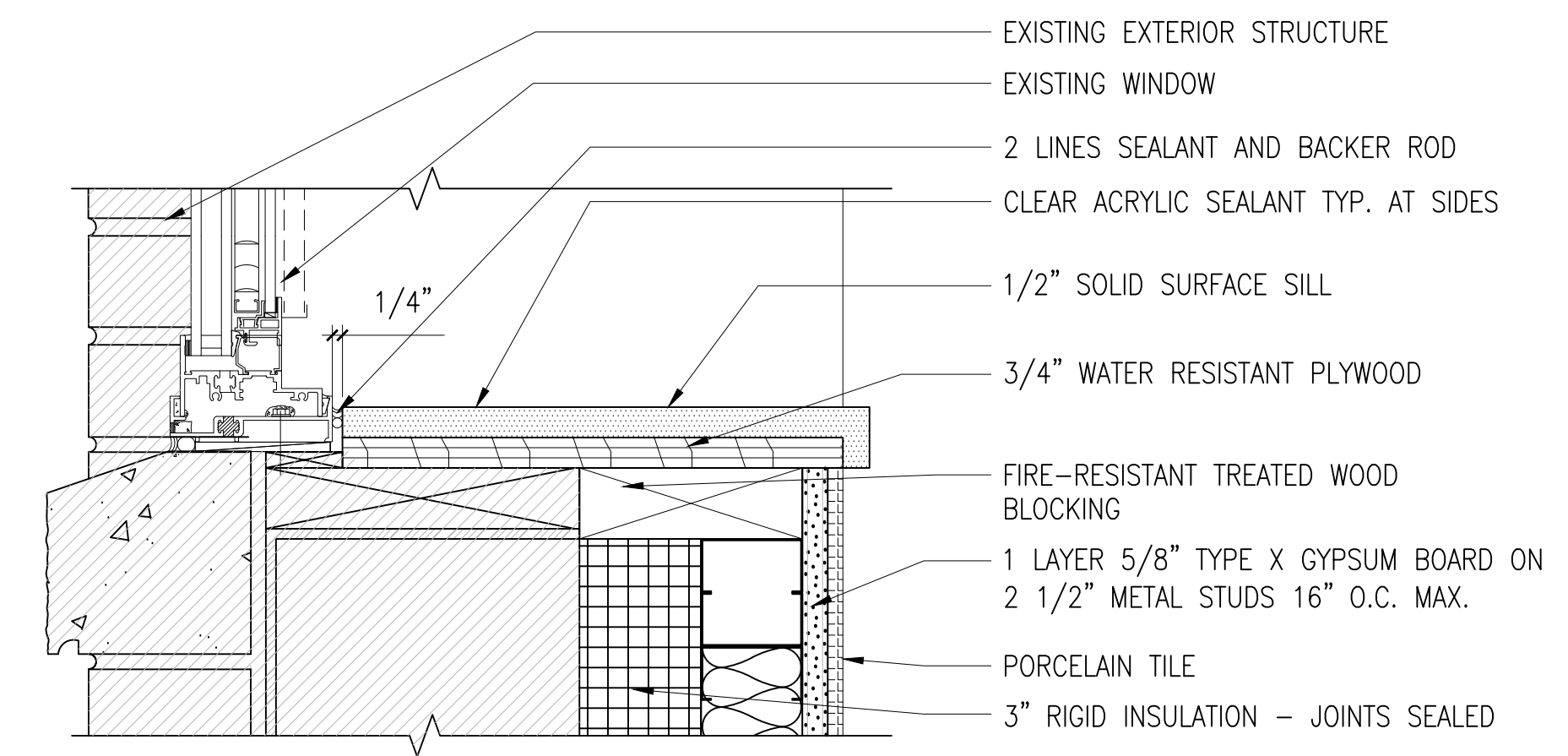
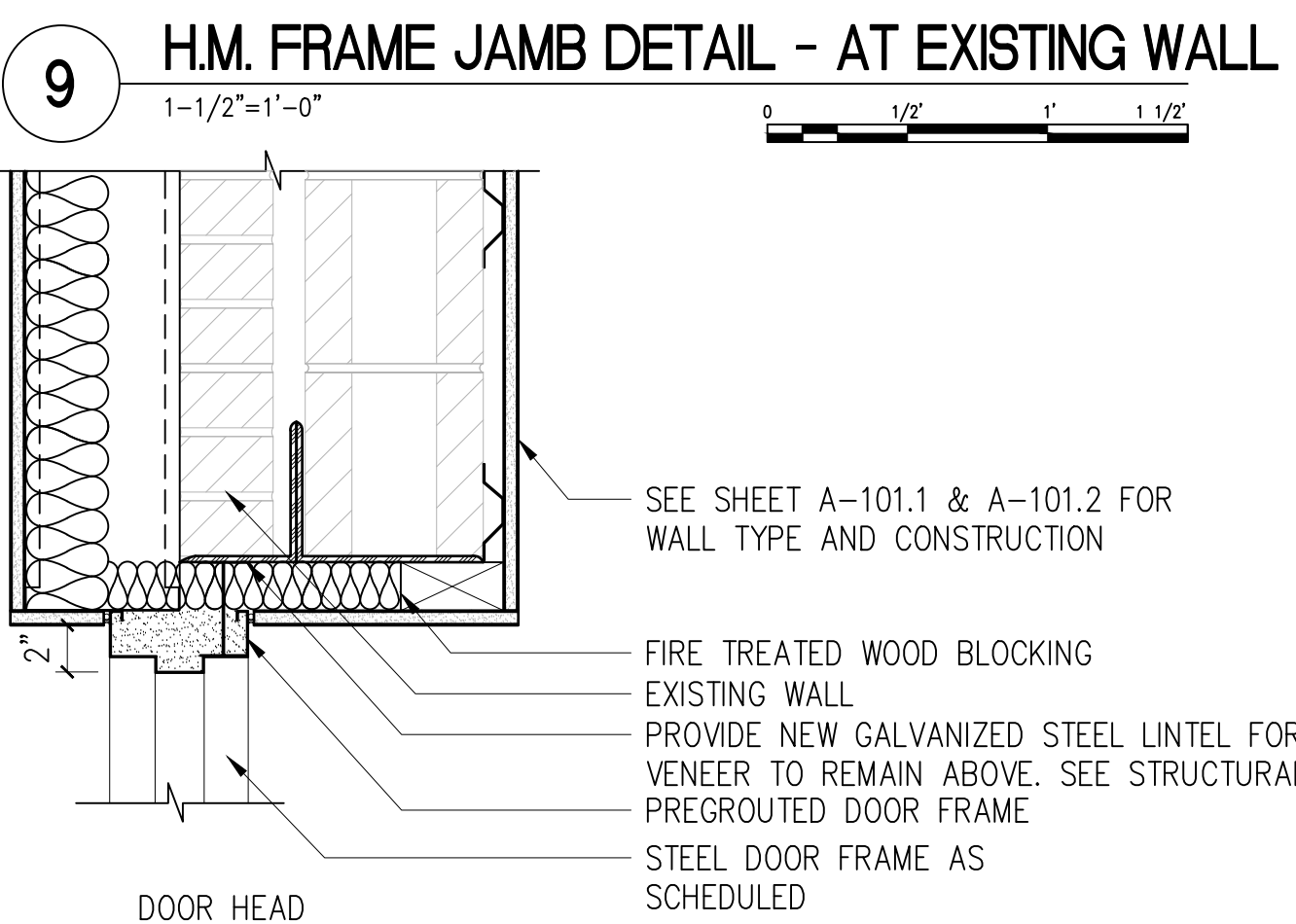
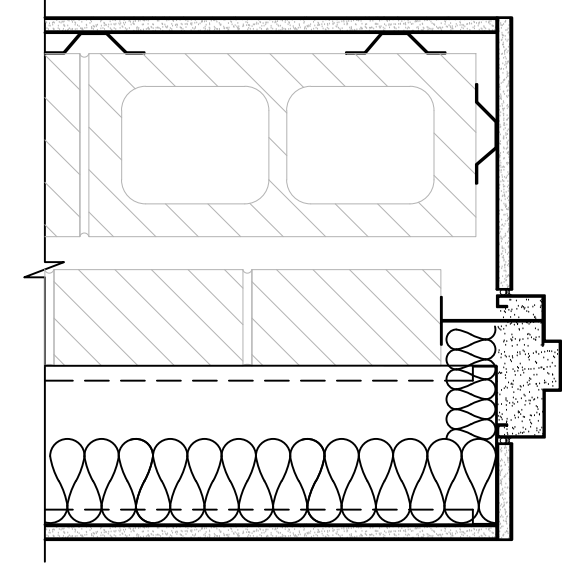
**DOOR & FRAME SCHEDULE**

DOOR NO.	ROOM LOCATION	ROOM NO.	FROM - TO	LEAF					FRAME					FIRE RATING	HW See 087100	GLASS	NOTES	REMARKS
				Width	Height	THK	MATL	ELEV.	MATL	ELEV.	HEAD DET.	JAMB DET.	SILL DET.					
<b>FIRST FLOOR PLAN - ZONE 2</b>																		
107	STAIR	107	CORRIDOR C1N TO STAIR 107	3'-0" (VF)	7'-0" (VF)	1-3/4"	HM	A	HM	1	1/A602 (SIM.)	2/A602 (SIM.)	7/A503	45 MN	-	-	6	-
109	HAC	109	CORRIDOR C1E TO STORAGE	3'-0" (VF)	7'-0" (VF)	1-3/4"	WD	A	HM	1	1/A602 (SIM.)	2/A602 (SIM.)	7/A503	-	3B	-	-	-
132-C	TEAM WORK AREA	132	CORRIDOR C3 TO TEAM WORK AREA 132	3'-0"	7'-0"	1-3/4"	WD	C	HM	1	1/A602	2/A602	-	-	3B	-	-	-
142-A	EXAM 10	142	CORRIDOR C3 TO EXAM 10	3'-6"	7'-0"	1-3/4"	WD	A	HM	1	1/A602	2/A602	2/A503	-	1Q	-	-	-
142-B	EXAM 10	142	TEAM WORK AREA 132 TO EXAM 10	3'-0"	7'-0"	1-3/4"	WD	A	HM	1	1/A602	2/A602	2/A503	-	1Q	-	-	-
141-A	EXAM 11	141	CORRIDOR C3 TO EXAM 11	3'-6"	7'-0"	1-3/4"	WD	A	HM	1	1/A602	2/A602	2/A503	-	1Q	-	-	-
141-B	EXAM 11	141	TEAM WORK AREA 132 TO EXAM 11	3'-0"	7'-0"	1-3/4"	WD	A	HM	1	1/A602	2/A602	2/A503	-	1Q	-	-	-
152	SPS	152	CORRIDOR C3 TO SPS/LOGISTICS	3'-6"	7'-0"	1-3/4"	WD	A	HM	1	1/A602	2/A602	2/A503	-	SH-3C	-	-	W/ OVERHEAD STOP ARM
154	PROCEDURE	154	CORRIDOR C3 TO PROCEDURE	3'-6"	7'-0"	1-3/4"	WD	A	HM	1	1/A602	2/A602	2/A503	-	1Q	-	-	-
137-A	EXAM 4	137	CORRIDOR C2 TO EXAM 4	3'-6"	7'-0"	1-3/4"	WD	A	HM	1	1/A602	2/A602	2/A503	-	1Q	-	-	-
137-B	EXAM 4	137	TEAM WORK AREA 132 TO EXAM 4	3'-0"	7'-0"	1-3/4"	WD	A	HM	1	1/A602	2/A602	2/A503	-	1Q	-	-	-
155	TOILET	155	PROCEDURE 154 TO TOILET	3'-6"	7'-3"	1-3/4"	WD	A	HM	4	1/A602	2/A602	3/A503	-	2H	-	2,3	-
156	HAC	156	CORRIDOR C1N TO HAC	3'-6"	7'-0"	1-3/4"	WD	A	HM	1	1/A602	2/A602	N/A	-	5D	-	-	-
138-A	PCMIH	138	CORRIDOR C2 TO PCMIH	3'-6"	7'-0"	1-3/4"	WD	A	HM	1	1/A602	2/A602	2/A503	-	1Q	-	-	-
138-B	PCMIH	138	CORRIDOR TO TEAM WORK AREA 132	3'-0"	7'-0"	1-3/4"	WD	A	HM	1	1/A602	2/A602	2/A503	-	1Q	-	-	-
157	SOILED HOLDING	157	CORRIDOR C1N TO SOILED HOLDING	3'-6"	7'-0"	1-3/4"	WD	A	HM	1	1/A602	2/A602	1/A503	-	SH-3C	-	-	W/ OVERHEAD STOP ARM
132A	STORAGE	132A	TEAM WORK AREA 132 TO STORAGE	2'-0"	7'-0"	1-3/4"	WD	A	HM	1	1/A602	2/A602	2/A503	-	5B	-	-	OVERHEAD STOP
139-A	EXAM 5	139	CORRIDOR C2 TO EXAM 5	3'-6"	7'-0"	1-3/4"	WD	A	HM	1	1/A602	2/A602	2/A503	-	1Q	-	-	-
139-B	EXAM 5	139	TEAM WORK AREA 132 TO EXAM 5	3'-0"	7'-0"	1-3/4"	WD	A	HM	1	1/A602	2/A602	2/A503	-	1Q	-	-	-
140	CLEAN STORAGE	140	TEAM WORK AREA 132 TO CLEAN STORAGE	4'-0"	7'-0"	1-3/4"	WD	A	HM	1	1/A602	2/A602	2/A503	-	SH-3C	-	-	W/ OVERHEAD STOP ARM
143-A	EXAM 9	143	CORRIDOR C3 TO EXAM 9	3'-6"	7'-0"	1-3/4"	WD	A	HM	1	1/A602	2/A602	2/A503	-	1Q	-	-	-
143-B	EXAM 9	143	TEAM WORK AREA 132 TO EXAM 9	3'-0"	7'-0"	1-3/4"	WD	A	HM	1	1/A602	2/A602	2/A503	-	1Q	-	-	-





- ### DOOR AND FRAME GENERAL NOTES
- A. CONTRACTOR SHALL REVIEW HARDWARE SETS WITH VA COR PRIOR TO ORDERING.
  - B. AT EXISTING WALL OPENINGS DOOR AND FRAME DIMENSIONS ARE TO BE VERIFIED PRIOR TO FABRICATION OF SUCH ITEMS.
  - C. SOLID GROUT ALL HOLLOW METAL DOOR FRAMES AT EXTERIOR AND INTERIOR DOORS.
  - D. EACH LEAF OF ALL DOORS REQUIRED TO BE FIRE-RATED SHALL BEAR AN APPROVED LABEL SHOWING THE FIRE-RATING OF THE DOOR.
  - E. SINGLE DOORS WITH FIRE-RATINGS: UNDERCUT 3/8" MAXIMUM.
  - F. DOUBLE DOORS WITH FIRE-RATINGS: UNDERCUT 1/4" MAXIMUM.
  - G. NON-RATED INTERIOR DOORS: UNDERCUT 1" MAXIMUM.



ISSUE FOR 100% CONSTRUCTION DOCUMENTS	10/28/22
NO.	REVISION
	DATE

I hereby certify that this plan, specification, or report was prepared by me or under my direct supervision and that I am a duly Licensed Architect under the laws of the State of Minnesota.

Print Name: DENNIS J MIKA  
Signature: *[Signature]*  
Date: 10-28-22 License # 56382

ARCHITECT/ENGINEER OF RECORD

*[Signature]*  
BANCROFT ARCHITECTS + ENGINEERS  
700 Nicholas Blvd, Suite 300  
Eli Grove Village, IL 60007  
T: 847.952.9362  
www.bancroft-ae.com  
BAE PROJECT NO. 18-116

APPROVED PROJECT COR	DATE:	APPROVED SERVICE LINE DIRECTOR	DATE:	APPROVED INJECTION CONTROL NURSE	DATE:
APPROVED GENR PROJECT MANAGER	DATE:	APPROVED PATIENT SAFETY	DATE:	APPROVED ASSOCIATE HEALTH CARE SYSTEM DIRECTOR	DATE:
APPROVED PROJECTS SECTION MANAGER	DATE:	APPROVED CHIEF OF POLICE	DATE:	APPROVED CHIEF OF STAFF	DATE:
APPROVED DIRECTOR TNG	DATE:	APPROVED SAFETY MANAGER	DATE:	APPROVED HEALTH CARE SYSTEM DIRECTOR	DATE:

DRAWING TITLE	PROJECT TITLE	DATE:
ARCHITECTURAL - DETAILS - DOOR + FRAME WINDOW	CONSTRUCT PACT CLINIC BUILDING 4 FIRST FLOOR	10/28/22
APPROVED ASSOCIATE HEALTH CARE SYSTEM DIRECTOR	PROJECT NO.	SCALE:
DATE:	656-400	A602
APPROVED CHIEF OF STAFF	BUILDING NO.	CHECKED BY
DATE:	4	DA YH
APPROVED HEALTH CARE SYSTEM DIRECTOR	LOCATION	DRAWN BY
DATE:	ST. CLOUD VAHCS ST. CLOUD, MN 56303	DATE:

10/28/2022 - ISSUE FOR 100 % CONSTRUCTION DOCUMENTS

**VA** U.S. Department of Veterans Affairs  
Veterans Health Administration  
St. Cloud VA Health Care System



**ROOM FINISH SCHEDULE**

Room No.	Room Name	Floor		Base		Walls												CEILING		Remarks	
		Material	Color	Material	Color	North			West			South			East			Type	Height		
						Material	Finish	Color	Material	Finish	Color	Material	Finish	Color	Material	Finish	Color				
159	WAITING AREA	CP	CP-1	CPB	CPB-1	GWB	PANT	P-1	GWB	PANT	P-1	GWB	PANT	P-1	GWB	PANT	P-1	ACT-1	8'-0"	-	
159A	RECEPTION	CP	CP-1	CPB	CPB-1	GWB	PANT	P-1	GWB	PANT	P-1	GWB	PANT	P-1	GWB	PANT	P-1	ACT-1	8'-0"	-	
159B	SELF CHECK-IN	CP	CP-1	CPB	CPB-1	GWB	PANT	P-1	GWB	PANT	P-1	-	-	-	GWB	PANT	P-1	ACT-1	8'-0"	-	
159C	SCALE ALCOVE	CP	CP-1	CPB	CPB-1	GWB	PANT	WP-1/P-1	GWB	PANT	WP-1/P-1	GWB	PANT	WP-1/P-1	GWB	PANT	P-1	ACT-1	8'-0"	WALL PROTECTION TO BE 54" AFF	
159D	SCALE ALCOVE	CP	CP-1	CPB	CPB-1	GWB	PANT	WP-1/P-1	GWB	PANT	P-1	GWB	PANT	WP-1/P-1	GWB	PANT	WP-1/P-1	ACT-1	8'-0"	WALL PROTECTION TO BE 54" AFF	
159E	WAITING ENTRY	VCT	VCT-1	VB	VB-1	GWB	PANT	P-1	GWB	PANT	P-1	-	-	-	GWB	PANT	P-1	ACT-1/ GWB	8'-0"	-	
131	TOILET	PT	PT-1	PTB	PTB-1	CBB	PT	PT-2	CBB	PT	PT-2	CBB	PT	PT-2	CBB	PT	PT-2	ACT-1	8'-0"	-	
130C	ELECTRICAL	VCT	VCT-1	VB	VB-1	GWB	PANT	P-1	GWB	PANT	P-1	GWB	PANT	P-1	GWB	PANT	P-1	-	-	-	-
130B	LOW VOLTAGE	VCT	VCT-1	VB	VB-1	GWB	PANT	P-1	GWB	PANT	P-1	GWB	PANT	P-1	GWB	PANT	P-1	-	-	-	-
130A	STORAGE	VCT	VCT-1	VB	VB-1	GWB	PANT	P-1	GWB	PANT	P-1	GWB	PANT	P-1	GWB	PANT	P-1	ACT-1	8'-0"	-	
133	EXAM 1	VCT	VCT-1	VB	VB-1	GWB	PANT	P-3	GWB	PANT	P-2	GWB	PANT	P-2	GWB	PANT	P-2	ACT-1	8'-0"	-	
134	TOILET	PT	PT-1	PTB	PTB-1	CBB	PT	PT-2	CBB	PT	PT-2	CBB	PT	PT-2	CBB	PT	PT-2	ACT-1	8'-0"	-	
135	EXAM 2	VCT	VCT-1	VB	VB-1	GWB	PANT	P-3	GWB	PANT	P-2	GWB	PANT	P-2	GWB	PANT	P-2	ACT-1	8'-0"	-	
136	EXAM 3	VCT	VCT-1	VB	VB-1	GWB	PANT	P-2	GWB	PANT	P-2	GWB	PANT	P-3	GWB	PANT	P-2	ACT-1	8'-0"	-	
137	EXAM 4	VCT	VCT-1	VB	VB-1	GWB	PANT	P-2	GWB	PANT	P-2	GWB	PANT	P-3	GWB	PANT	P-2	ACT-1	8'-0"	-	
138	PCMH	VCT	VCT-1	VB	VB-1	GWB	PANT	P-2	GWB	PANT	P-2	GWB	PANT	P-3	GWB	PANT	P-2	ACT-1	8'-0"	-	
132A	STORAGE	VCT	VCT-1	VB	VB-1	GWB	PANT	P-2	GWB	PANT	P-2	GWB	PANT	P-2	GWB	PANT	P-2	ACT-1	8'-0"	-	
139	EXAM 5	VCT	VCT-1	VB	VB-1	ETR	PANT	P-2	GWB	PANT	P-2	GWB	PANT	P-3	GWB	PANT	P-2	ACT-1	8'-0"	-	
140	CLEAN STORAGE	VCT	VCT-1	VB	VB-1	GWB	PANT	WP-1/P-2	GWB	PANT	WP-1/P-2	GWB	PANT	P-2	GWB	PANT	WP-1/P-2	ACT-1	8'-0"	WALL PROTECTION TO BE 54" AFF	
132	TEAM WORK AREA	CP	CP-1	CPB	CPB-1	GWB	PANT	P-2	GWB	PANT	P-2	FWB	PANT	P-3	GWB	PANT	P-2	ACT-1	8'-0"	PAINT P-2 IN ALCOVES - SEE PLAN	
147	EXAM 6	VCT	VCT-1	VB	VB-1	GWB	PANT	P-3	GWB	PANT	P-2	GWB	PANT	P-2	GWB	PANT	P-2	ACT-1	8'-0"	-	
148	MEDICATION	VCT	VCT-1	VB	VB-1	GWB	PANT	P-2	GWB	PANT	P-2	GWB	PANT	P-2	GWB	PANT	P-2	ACT-1	8'-0"	-	
145	EXAM 7	VCT	VCT-1	VB	VB-1	GWB	PANT	P-2	GWB	PANT	P-2	GWB	PANT	P-3	GWB	PANT	P-2	ACT-1	8'-0"	-	
144	EXAM 8	VCT	VCT-1	VB	VB-1	GWB	PANT	P-2	GWB	PANT	P-2	GWB	PANT	P-3	GWB	PANT	P-2	ACT-1	8'-0"	-	
143	EXAM 9	VCT	VCT-1	VB	VB-1	GWB	PANT	P-2	GWB	PANT	P-2	GWB	PANT	P-3	GWB	PANT	P-2	ACT-1	8'-0"	-	
142	EXAM 10	VCT	VCT-1	VB	VB-1	GWB	PANT	P-2	GWB	PANT	P-2	GWB	PANT	P-3	GWB	PANT	P-2	ACT-1	8'-0"	-	
141	EXAM 11	VCT	VCT-1	VB	VB-1	ETR	PANT	P-2	GWB	PANT	P-2	GWB	PANT	P-3	GWB	PANT	P-2	ACT-1	8'-0"	-	
148	EXAM 12	VCT	VCT-1	VB	VB-1	GWB	PANT	P-3	GWB	PANT	P-2	GWB	PANT	P-2	GWB	PANT	P-2	ACT-1	8'-0"	-	
149	TOILET	PT	PT-1	PTB	PTB-1	CBB	PT	PT-2	CBB	PT	PT-2	CBB	PT	PT-2	CBB	PT	PT-2	ACT-1	8'-0"	-	
150	EXAM 13	VCT	VCT-1	VB	VB-1	GWB	PANT	P-3	GWB	PANT	P-2	GWB	PANT	P-2	GWB	PANT	P-2	ACT-1	8'-0"	-	
151	EXAM 14	VCT	VCT-1	VB	VB-1	GWB	PANT	P-2	GWB	PANT	P-2	GWB	PANT	P-3	GWB	PANT	P-2	ACT-1	8'-0"	-	
152	SPS	VCT	VCT-1	VB	VB-1	GWB	PANT	P-2	GWB	PANT	P-2	GWB	PANT	P-2	GWB	PANT	P-2	ACT-1	8'-0"	-	
154	PROCEDURE	VCT	VCT-1	VB	VB-1	GWB	PANT	P-3	GWB	PANT	P-2	GWB	PANT	P-2	GWB	PANT	P-2	ACT-1	8'-0"	-	
155	TOILET	PT	PT-1	PTB	PTB-1	CBB	PT	PT-2	CBB	PT	PT-2	CBB	PT	PT-2	CBB	PT	PT-2	ACT-1	8'-0"	-	
158	TEAM WORK AREA	CP	CP-1	CPB	CPB-1	GWB	PANT	P-3	GWB	PANT	P-2	GWB	PANT	P-3	ETR	PANT	P-2	ACT-1	8'-0"	-	
158A	CLEAN STORAGE	VCT	VCT-1	VB	VB-1	GWB	PANT	WP-1/P-2	GWB	PANT	WP-1/P-2	GWB	PANT	WP-1/P-2	GWB	PANT	WP-1/P-2	ACT-1	8'-0"	WALL PROTECTION TO BE 54" AFF	
156	HAC	VCT	VCT-1	PTB	PTB-1	CBB/ GWB	PT/ P	PT-2/P-1	CBB/ GWB	PT/ P	PT-2/P-1	CBB/ GWB	PT/ P	PT-2/P-1	CBB/ GWB	PT/ P	PT-2/P-1	WP-1/P-1	8'-0"	SEE ELEVATIONS FOR HEIGHT OF PT-2	
157	SOILED HOLDING	VCT	VCT-1	PTB	PTB-1	ETR	PT/ P	PT-2/P-1	CBB/ GWB	PT/ P	PT-2/P-1	CBB/ GWB	PT/ P	PT-2/P-1	CBB/ GWB	PT/ P	PT-2/P-1	WP-1/P-1	8'-0"	SEE ELEVATIONS FOR HEIGHT OF PT-2	
C1	CORRIDOR	CP	CP-1	CPB	CPB-1	GWB	PANT	P-1	GWB	PANT	P-1	GWB	PANT	P-1	GWB	PANT	P-1	ACT-1	8'-0"	-	
C2	CORRIDOR	CP	CP-1	CPB	CPB-1	GWB	PANT	P-1	ETR	PANT	P-1	GWB	PANT	P-1	GWB	PANT	P-1	ACT-1	8'-0"	-	
C3	CORRIDOR	CP	CP-1	CPB	CPB-1	GWB	PANT	P-1	GWB	PANT	P-1	GWB	PANT	P-1	GWB	PANT	P-1	ACT-1	8'-0"	-	
C1N	CORRIDOR	VCT	VCT-1	VB	VB-1	GWB	PANT	P-1	GWB	PANT	P-1	ETR	ETR	ETR	ETR	ETR	ETR	ETR	ETR	ETR	ETR
C124-1	CORRIDOR	CP	CP-1	CPB	CPB-1	GWB	PANT	P-1	GWB	PANT	P-1	GWB	PANT	P-1	GWB	PANT	P-1	ACT-1	8'-0"	PAINT CEILING TO MATCH ADJACENT EXISTING CEILING	
123A	STAFF ENTRY	VCT	VCT-1	VB	VB-1	GWB	PANT	P-1	GWB	PANT	P-1	GWB	PANT	P-1	ETR	PANT	P-1	ACT-1	8'-0"	-	
124	OFFICE	CP	CP-1	CPB	CPB-1	ETR	PANT	P-2	ETR	PANT	P-2	GWB	PANT	P-3	GWB	PANT	P-2	ACT-1	8'-0"	-	
124A	TOILET	PT	PT-1	PTB	PTB-1	ETR	PT	PT-2	ETR	PT	PT-2	ETR	PT	PT-2	ETR	PT	PT-2	ACT-1	8'-0"	-	
124B	OFFICE	CP	CP-1	CPB	CB-1	GWB	PANT	P-2	GWB	PANT	P-2	GWB	PANT	P-3	GWB	PANT	P-2	ACT-1	8'-0"	-	
124C	HEALTHY TEACHING	VCT	VCT-1	VB	VB-1	GWB	PANT	P-1	GWB	PANT	P-1	GWB	PANT	P-1	GWB	PANT	P-1	ACT-1	8'-0"	-	
124D	OFFICE	CP	CP-1	CPB	CPB-1	GWB	PANT	P-2	GWB	PANT	P-2	GWB	PANT	P-3	ETR	PANT	P-2	ACT-1	8'-0"	-	
124E	OFFICE	CP	CP-1	CPB	CPB-1	GWB	PANT	P-2	GWB	PANT	P-2	GWB	PANT	P-3	GWB	PANT	P-2	ACT-1	8'-0"	-	
124F	OFFICE	CP	CP-1	CPB	CPB-1	GWB	PANT	P-2	GWB	PANT	P-2	GWB	PANT	P-3	GWB	PANT	P-2	ACT-1	8'-0"	-	
124G	OFFICE	CP	CP-1	CPB	CPB-1	GWB	PANT	P-2	GWB	PANT	P-2	GWB	PANT	P-3	GWB	PANT	P-2	ACT-1	8'-0"	-	
124H	OFFICE	CP	CP-1	CPB	CPB-1	GWB	PANT	P-2	GWB	PANT	P-2	GWB	PANT	P-3	GWB	PANT	P-2	ACT-1	8'-0"	-	
124I	CONFERENCE	CP	CP-1	CPB	CPB-1	GWB	PANT	P-2	GWB	PANT	P-3	GWB	PANT	P-2	GWB	PANT	P-3	ACT-1	8'-0"	-	
124J	CONSULTATION	CP	CP-1	CPB	CPB-1	GWB	PANT	P-2	GWB	PANT	P-2	GWB	PANT	P-3	GWB	PANT	P-2	ACT-1	8'-0"	-	
124K	CONSULTATION	CP	CP-1	CPB	CPB-1	GWB	PANT	P-2	GWB	PANT	P-2	GWB	PANT	P-3	GWB	PANT	P-2	ACT-1	8'-0"	-	
124L	RECEPTION	CP	CP-1	CPB	CPB-1	GWB	PANT	P-2	GWB	PANT	P-2	GWB	PANT	P-3	GWB	PANT	P-2	ACT-1	8'-0"	-	
124M	ENTRY	CP	CP-1	CPB	CPB-1	GWB	PANT	P-1	GWB	PANT	P-1	GWB	PANT	P-1	GWB	PANT	P-1	ACT-1	8'-0"	-	
124O	WAITING AREA	CP	CP-1	CPB	CPB-1	GWB	PANT	P-1	ETR	PANT	P-1	GWB	PANT	P-1	GWB	PANT	P-1	ACT-1	8'-0"	-	
124P	ALCOVE	CP	CP-1	CPB	CPB-1	GWB	PANT	WP-1/P-1	GWB	PANT	WP-1/P-1	-	-	-	GWB	PANT	WP-1/P-1	ACT-1	8'-0"	WALL PROTECTION HEIGHT TO BE 54" AFF	
124Q	SCALE ALCOVE	CP	CP-1	CPB	CPB-1	GWB	PANT	WP-1/P-1	GWB	PANT	WP-1/P-1	-	-	-	GWB	PANT	WP-1/P-1	ACT-1	8'-0"	WALL PROTECTION HEIGHT TO BE 54" AFF	
124R	MECHANICAL	CS	CS-1	VB	VB-1	ETR	PANT	P-1	ETR	PANT	P-1	GWB	PANT	P-1	ETR	PANT	P-1	-	-	-	-
125	STORAGE	VCT	VCT-1	VB	VB-1	ETR	PANT	P-1	ETR	PANT	P-1	GWB	PANT	P-1	ETR	PANT	P-1	ACT-1	8'-0"	-	
126	CHEF DIETICIAN OFFICE	CP	CP-1	CPB	CPB-1	ETR	PANT	P-2	ETR	PANT	P-2	GWB	PANT	P-3	ETR	PANT	P-2	ACT-1	8'-0"	-	
126A	OFFICE	CP	CP-1	CPB	CPB-1	ETR	PANT	P-2	ETR	PANT	P-2	ETR	PANT	P-3	ETR	PANT	P-2	ACT-1	8'-0"	-	
C1E	CORRIDOR	VCT	VCT-1	VB	VB-1	ETR/ GWB	PANT	P-1	ETR/ GWB	PANT	P-1	ETR/ GWB	PANT	P-1	ETR/ GWB	PANT	P-1	ETR	ETR	ETR	ETR
156	HAC	VCT	VCT-1	FRP	WHITE	CEMB	FRP	WHITE	CEMB	FRP	WHITE	CEMB	FRP	WHITE	CEMB	FRP	WHITE	-	-	-	PAINT CEILING BRIGHT WHITE
19A	CORRIDOR	CS	CS-1	VB	VB-1	GWB	PANT	P-1	GWB	PANT	P-1	ETR	PANT	P-1	ETR	PANT	P-1	-	-	-	-
19	MECHANICAL	CS	CS-1	-	-	-	-	-	-	-	-	-	-	-	-	-	-	-	-	-	-
25	CORRIDOR	VCT	CS-1	VB	VB-1	GWB	PANT	P-1	ETR	PANT	P-1	ETR	PANT	P-1	ETR	PANT	P-1	-	-	-	-
25A	ALCOVE	VCT	VCT-1	VB	VB-1	-	-	-	GWB	PANT	P-1	GWB	PANT	P-1	ETR	PANT	P-1	-	-	-	-
25B	STORAGE	VCT	VCT-1	VB	VB-1	-	-	-	GWB	PANT	P-1	GWB	PANT	P-1	ETR	PANT	P-1	-	-	-	-

ABBREVIATIONS:					
ACT:	Acoustical Ceiling Tile	ETR:	Existing to Remain	VB:	Vinyl Base
CBB:	Cementitious Backer Bd.	GWB:	Gypsum Wall Bd.	VCT:	Vinyl Composite Tile
CP:	Carpet	P:	Paint	WP:	Wall Protection
CPB:	Carpet Base	PT:	Porcelain Tile	FRP:	Fiber Reinforced Panels
CS:	Concrete, Sealed	PTB:	Porcelain Tile Base	CEMB:	Cement Board

I hereby certify that this plan, specification, or report was prepared by me or under my direct supervision and that I am a duly Licensed Architect under the laws of the State of Minnesota.

Print Name: DENNIS J MIKA  
 Signature: *[Signature]*  
 Date: 10-28-22 License # 56382

ARCHITECT/ENGINEER OF RECORD

*[Signature]*  
 BANCROFT ARCHITECTS + ENGINEERS  
 700 Nicholas Blvd, Suite 300  
 Elk Grove Village, IL 60007  
 T: 847.952.9362  
 www.bancroft-ae.com  
 BAE PROJECT NO. 18-116

APPROVED PROJECT GDR	DATE	APPROVED SERVICE LINE DIRECTOR	DATE	APPROVED INFECTION CONTROL NURSE	DATE
APPROVED GEM PROJECT MANAGER	DATE	APPROVED PATIENT SAFETY	DATE	APPROVED ADJACENT HEALTH CARE SYSTEM DIRECTOR	DATE
APPROVED PROJECTS SECTION MANAGER	DATE	APPROVED CHIEF OF POLICE	DATE	APPROVED CHIEF OF STAFF	DATE
APPROVED DIRECTOR TRS	DATE	APPROVED SAFETY MANAGER	DATE	APPROVED HEALTH CARE SYSTEM DIRECTOR	DATE




ROOM FINISH LEGEND					
Key	Material	Manufacturer/Design Basis	Product Properties	Style/Color	Contact
<b>FLOORING</b>					
VCT-1	VINYL COMPOSITION TILE	ARMSTRONG	40% PRECONSUMER RECYCLED CONTENT/FAST START FACTORY FINISH/THROUGH COLOR PATTERN WEAR LAYER	STANDARD EXCELON IMPERIAL TEXTURE/12" X 12" X 1/8" COLOR: FORTRESS WHITE #51839 (QUARTER TURNED IN ROOMS/TURNED DIRECTION OF TRAVEL IN CORRIDOR)	Kim Matranga 224-287-1509
CP-1	CARPET	SHAW OR APPROVED EQUAL	PATTERN LOOP	CONSTELLATION 59326 26710 SHOOTING STAR	Shaw Contract Group 800-257-7429
PT-1	PORCELAIN TILE	DALTILE OR APPROVED EQUAL	PORCELAIN 1/8" GROUT SPACING	HAUT MONDE COLOR: EITE GREY+HM05 UNPOLISHED - 12" x 12"	Colleen Polizzi 847-357-7307
CS-1	SEALED CONCRETE	SHERWIN WILLIAMS OR APPROVED EQUAL	SEALANT FOR CONCRETE	CLEAR/MATT FINISH	
TS-1	TRANSITION STRIPS	SCHLUTER OR APPROVED EQUAL	STAINLESS STEEL 304 (1.4301=V2A)	RENO TK - ETK100 (CARPET TO 3/8" PORCELAIN TILE)	John Novotny 630-352-4588
TS-2	TRANSITION STRIPS	JOHNSONITE OR APPROVED EQUAL	VINYL REDUCER STRIP	SLT-80-A/COLOR: FAWN (CP TO VCT)	Laurie Lange (847) 814-9806
TS-3	TRANSITION STRIPS	SCHLUTER OR APPROVED EQUAL	STAINLESS STEEL 304 (1.4301=V2A)	RENO U - EU100 (PORCELAIN TILE TO VCT)	John Novotny 630-352-4588
TS-4	TRANSITION STRIPS	JOHNSONITE OR APPROVED EQUAL	VINYL REDUCER STRIP	SLT-60-C/VINYL REDUCER STRIP (CS TO CP)	Laurie Lange (847) 814-9806
TS-5	TRANSITION STRIPS	JOHNSONITE OR APPROVED EQUAL	VINYL REDUCER STRIP	SLT-80-A/VINYL REDUCER STRIP (EXISTING FINISH TO CP)	Laurie Lange (847) 814-9806
TS-6	TRANSITION STRIPS	SCHLUTER OR APPROVED EQUAL	STAINLESS STEEL 304 (1.4301=V2A)	RENO T 9/14E (PORCELAIN TILE TO PORCELAIN TILE)	Laurie Lange (847) 814-9806
TS-7	TRANSITION STRIPS	JOHNSONITE OR APPROVED EQUAL	VINYL REDUCER STRIP	SLT-XXB/VINYL REDUCER STRIP (CS TO VCT)	Laurie Lange (847) 814-9806
<b>WALL BASE</b>					
VB-1	VINYL BASE	VPI	1/8" COVE VINYL	4" FAWN COLOR	
PTB-1	PORCELAIN TILE BASE	DALTILE OR APPROVED EQUAL	PORCELAIN 1/8" GROUT SPACING	COLOR: PLAZA NOVA - PN95 SIZE - 6" x 12"	Colleen Polizzi 847-357-7307
CPB-1	CARPET BASE	STATION STANDARD	BROADLOOM	6" CARPET BASE WITH HEMMED EDGE/COLOR: TBD	
<b>WALL FINISH</b>					
P-1	PAINT (CORRIDORS/WAITING ROOM)	BENJAMIN MOORE	ECO SPEC -	MATT FINISH/COLOR: WHITE (GRAY) #982	Mary Hoffman 815-919-0209
P-2	PAINT (EXAM ROOMS/OFFICES)	BENJAMIN MOORE	ECO SPEC -	MATT FINISH/COLOR PREVIEW/COLOR: SHAKER BEIGE HC-45	Mary Hoffman 815-919-0209
P-3	PAINT (ACCENT WALL)	BENJAMIN MOORE	ECO SPEC -	MATT FINISH/COLOR PREVIEW/COLOR: SMOKY MOUNTAIN AC-18	Mary Hoffman 815-919-0209
PT-2	PORCELAIN TILE	DALTILE OR APPROVED EQUAL	PORCELAIN 1/8" GROUT SPACING	COLOR: PLAZA NOVA - PN95 SIZE - 12" x 12" X 24"	Colleen Polizzi 847-357-7307
<b>WALL PROTECTION</b>					
WP-1	WALL PROTECTION	ACROVYN OR APPROVED EQUAL	Ø80 THICK/RIGID VINYL	COLOR: #100 EGGSHELL	Alexis Dabdoub 224-651-7935
WP-2	HANDRAIL	ACROVYN	RIGID VINYL WITH QUICK LOCK SYSTEM MATCHING EXISTING	HRB-4CN COLOR: #100 EGGSHELL	Alexis Dabdoub 224-651-7935
WP-3	CORNER GUARD - 90 Degree	ACROVYN OR APPROVED EQUAL	RIGID VINYL	SM-20M (3") /COLOR: #100 EGGSHELL	Alexis Dabdoub 224-651-7935
WP-4	CORNER GUARD - 90 Degree	ACROVYN	RIGID VINYL	SSM-25AN (2") /COLOR: #100 EGGSHELL	Alexis Dabdoub 224-651-7935
WP-5	END WALL PROTECTION	ACROVYN OR APPROVED EQUAL	RIGID VINYL	160D/2" WING/COLOR: #100 EGGSHELL	Alexis Dabdoub 224-651-7935
WP-6	DOOR - KICK PLATES	ACROVYN	RIGID VINYL	4000/060" /COLOR: SLATE #209	Alexis Dabdoub 224-651-7935
WP-7	CRASH RAILS	ACROVYN	RIGID VINYL	SCR-48N/COLOR: #100 EGGSHELL	Alexis Dabdoub 224-651-7935
WP-8	CHAIR RAIL	ACROVYN OR APPROVED EQUAL	RIGID VINYL	SCR-BCR-50N/COLOR: #100 EGGSHELL	Alexis Dabdoub 224-651-7935
WP-9	TILE CORNER GUARD	SCHLUTER OR APPROVED EQUAL	QUADEC Q100E	MANUFACTURER STANDARD	John Novotny 630-352-4588
<b>MILLWORK SURFACE</b>					
SS-1	SOLID SURFACE (RECEPTION DESK)	FORMICA OR APPROVED EQUAL	SOLID SURFACE/2MM/CHAMFER EDGE	FORMICA DESIGNER SEERIES/NGCA TRAVERTINE 777-Substituted luna stone 780	Mary Cotey 847.340.2775
SS-2	SOLID SURFACE TOP (EXAM ROOMS)	FORMICA OR APPROVED EQUAL	SOLID SURFACE/2MM/CHAMFER EDGE	FORMICA SIGNATURES/BLANCO TERRAZZO 742	Mary Cotey 847.340.2775
PL-1	PLASTIC LAMINATE	FORMICA OR APPROVED EQUAL	HIGH PRESSURE LAMINATE (COMPACT LAMINATE FOR FRONT OF RECEPTION DESK)	FORMICA: 5880-58 EARTHEN WARP	Mary Cotey 847.340.2775
	SPEED BRACE (COUNTER TYP.)	FAST CAP OR APPROVED EQUAL	A-36 STEEL PLATE 1/2 GAUGE (1.5" X 1.5" NOTCH/PASS THRU FOR CORDS. CHAMFERED SCREW HOLES CAPPED 9/16"	COLOR: BLACK	
<b>CEILING</b>					
ACT-1	ACOUSTICAL CEILING TILE	USG	WET FORMED MINERAL FIBER, TYPE III, FIRE CLASS A, 88% BIOBASED CONTENT/0.55 NRC/33 CAC	USG 2110 2X2 (MATCH EXISTING)	
P-4	PAINT	BENJAMIN MOORE OR APPROVED EQUAL	ECO SPEC -	MATT FINISH/COLOR: SIMPLY WHITE #0C-117	
<b>MISCELLANEOUS FINISHES</b>					
AP-1	ACRYLIC PANELS	LUMICOR OR APPROVED EQUAL (24" height panel surround at reception and check-out counters)	1/2" THICK/ACRYLIC	NATURALS-COLOR PAPER LEAF FINISH FRONT - SATIN FINISH/ BACK - SATIN FINISH/ 4 x 8" - CABLE FRAMELESS SUSPENDED PARTITION	
	STAND-OFF	GYFORD OR APPROVED EQUAL	1-1/4" ALUMINUM BARRELS WITH CAPS	SG-12/12" LENGTH-TRANSACTION/1" DEPT STANDOFF FOR PANELS	
	STAND-OFF	GYFORD OR APPROVED EQUAL	1" DIAMETER ALUMINUM EDGE GRIP	NON-ADJUSTABLE EDGE GRIP WITH THREADED CAP. 1/16" CAP HEIGHT/WALL TO SLOT 1/2" MATERIAL THICKNESS SLOT 1/2"	
	GROUT (WALL)	BOSTIK OR APPROVED EQUAL	URETHANE/PRE-MIXED	TRUCOLOR RAPID CURE/COLOR: PORTABELLA H184	
	GROUT (FLOOR)	BOSTIK OR APPROVED EQUAL	URETHANE/PRE-MIXED	TRUCOLOR RAPID CURE/COLOR: MISTY GRAY H144	
	DOOR	ASSA ABLOY OR APPROVED EQUAL	THERMAL FUSED/1-3/4" STRUCTURALLY ENGINEERED PARTICLE BOARD CORE/ .04" THICK EDGEBANDING	MAIMAN, COLOR: TBD	
	INTERIOR SIGNAGE	CREATIVE SIGNAGE SYSTEMS INC OR APPROVED EQUAL	VA STANDARDS/STATION STANDARDS	SQUARE SATIN SILVER ANODIZED ALUMINUM FRAME/3 PLY NON-GLARE ACRYLIC CONSTRUCTION SUBSURFACE UV VARIABLE DOT DIGITALLY PRINTED BACKGROUND COLOR & GRAPHIC - TBD	
S-3	WINDOW SILLS	HEARTLAND SOLID SURFACE OR APPROVED EQUAL	COMPOSITE METHYL METHACRYLATE/POLYMETHYL METHACRYLATE/ALUMINIA TRIHYDRATE	1/4" /COLOR: NS2-160 POLAR ICE	844-458-8115
	PRIVACY CURTAIN CEILING RAIL	CARNEGIE OR VA APPROVED EQUAL			
	PRIVACY CURTAIN				
P-5	PAINT (HOLLOW METAL FRAMES & DOORS)	BENJAMIN MOORE	ACRYLIC	ULTRA SPEC/HP DTM/ACRYLIC LOW LUSTRE/HP 25/COLOR: 60 BRONZE TONE	
CEMB	CEMENT BOARD			COLOR: WHITE	
FRP	FIBER REINFORCED PANELS			COLOR: WHITE	
CEMB	CEMENT BOARD			COLOR: WHITE	
FRP	FIBER REINFORCED PANELS			COLOR: WHITE	

FINAL APPROVAL FOR ALL FINISHES BY ST CLOUD VA INTERIOR DESIGNER.  
USE LISTED MANUFACTURER/DESIGN BASIS AS STATION'S STANDARD TO BE MATCHED IF THERE IS NO LABEL "OR VA APPROVED EQUAL".


10/28/2022 - ISSUE FOR 100 % CONSTRUCTION DOCUMENTS

ISSUE FOR 100% CONSTRUCTION DOCUMENTS	10/28/22
No	REVISION
	DATE

I hereby certify that this plan, specification, or report was prepared by me or under my direct supervision and that I am a duly Licensed Architect under the laws of the State of Minnesota.

Print Name: DENNIS J MIKA  
Signature:   
Date: 10-28-22 License # 56382

ARCHITECT/ENGINEER OF RECORD

  
BANCROFT ARCHITECTS + ENGINEERS  
700 Nicholas Blvd, Suite 300  
Elk Grove Village, IL 60007  
T: 847.952.9342  
www.bancroft-ae.com  
BAE PROJECT NO. 18-116

APPROVED PROJECT GDR	DATE:	APPROVED SERVICE LINE DIRECTOR	DATE:	APPROVED INFECTION CONTROL NURSE	DATE:	DRAWING TITLE
						INTERIORS - ROOM FINISH LEGEND
APPROVED GENE PROJECT MANAGER	DATE:	APPROVED PATIENT SAFETY	DATE:	APPROVED ASSOCIATE HEALTH CARE SYSTEM DIRECTOR	DATE:	PROJECT TITLE
						CONSTRUCT PACT CLINIC BUILDING 4 FIRST FLOOR
APPROVED PROJECTS SECTION MANAGER	DATE:	APPROVED CHIEF OF POLICE	DATE:	APPROVED CHIEF OF STAFF	DATE:	BUILDING NO.
						4
APPROVED DIRECTOR TRS	DATE:	APPROVED SAFETY MANAGER	DATE:	APPROVED HEALTH CARE SYSTEM DIRECTOR	DATE:	CHECKED BY
						MA
						DA
						DRAWING NO.
						1601
						LOCATION
						ST. CLOUD VAHCS ST. CLOUD, MN 56303

DATE	10/28/22
PLAT SCALE	
PROJECT NO.	656-400
DATE	
BUILDING NO.	4
CHECKED BY	MA
DRAWN	DA
DRAWING NO.	1601
LOCATION	ST. CLOUD VAHCS ST. CLOUD, MN 56303
PAGE	OF





**SIZE**  
3'H x 9'W

**SIGN COMPONENTS**  
SILK-SCREENED

**GRAPHIC PROCESS**  
SILK-SCREENED

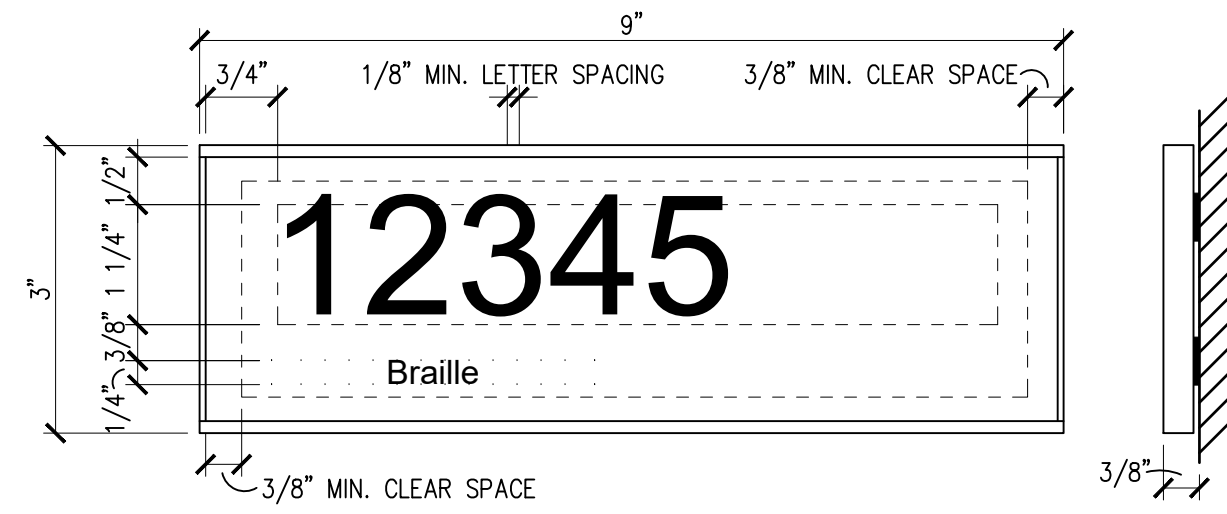
**COLORS**  
TEXT: REFER TO FINISH PLANS  
BACKGROUND: REFER TO FINISH PLANS

**TYPOGRAPHY**  
HELVETICA REGULAR RAISED TACTILE  
GRADE 2 BRAILLE DOMED

**MOUNTING**  
DOUBLE SIDED FOAM TAPE OR  
SILASTIC ADHESIVE

**INSTALLATION**  
KNOB SIDE OF DOOR, 60" TO  
TOP OF SIGN AND 2" OVER  
FROM DOOR FRAME.

**NOTE**



TYPE A - ROOM NUMBER IDENTIFICATION SIGN IN-03.01  
6" = 1'-0"

**SIZE**  
9'H x 9'W

**SIGN COMPONENTS**  
REFER TO SPECIFICATIONS

**GRAPHIC PROCESS**  
TACTILE RAISED TEXT AND  
BRAILLE ON TOP SECTION.  
SURFACE APPLIED VINYL OR  
INSERT IN LOWER SIGN SECTION.

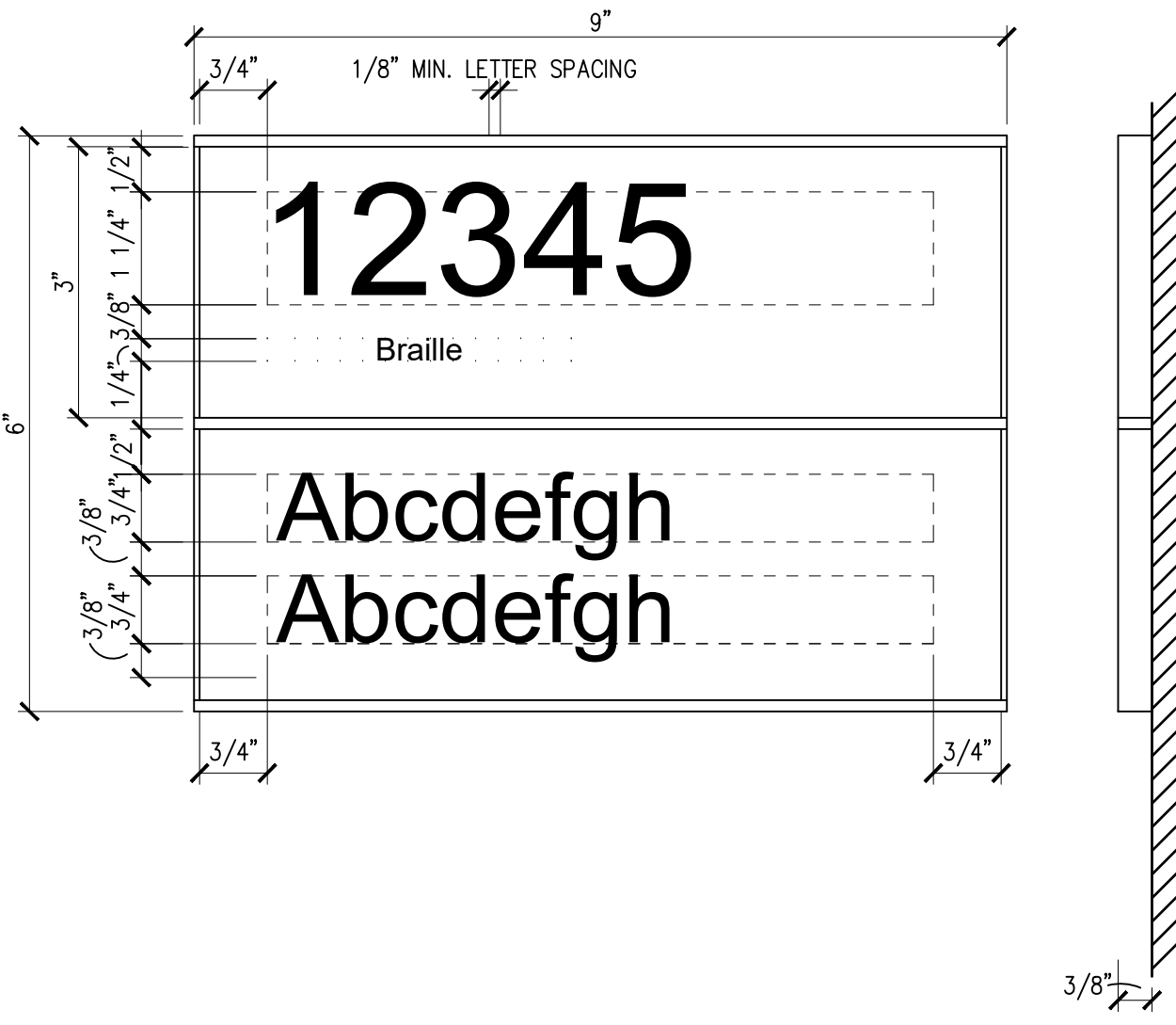
**COLORS**  
TEXT: REFER TO FINISH PLANS  
BACKGROUND: REFER TO FINISH PLANS

**TYPOGRAPHY**  
HELVETICA REGULAR RAISED TACTILE  
GRADE 2 BRAILLE DOMED

**MOUNTING**  
DOUBLE SIDED FOAM TAPE OR  
SILASTIC ADHESIVE

**INSTALLATION**  
KNOB SIDE OF DOOR, 60" TO  
TOP OF SIGN AND 2" OVER  
FROM DOOR FRAME.

**NOTE**



TYPE B - PRIMARY ROOM IDENTIFICATION SIGN IN-04.02  
6" = 1'-0"

**SIZE**  
9'H x 9'W

**SIGN COMPONENTS**  
ACRYLIC PLAQUE

**GRAPHIC PROCESS**  
SILK-SCREENED

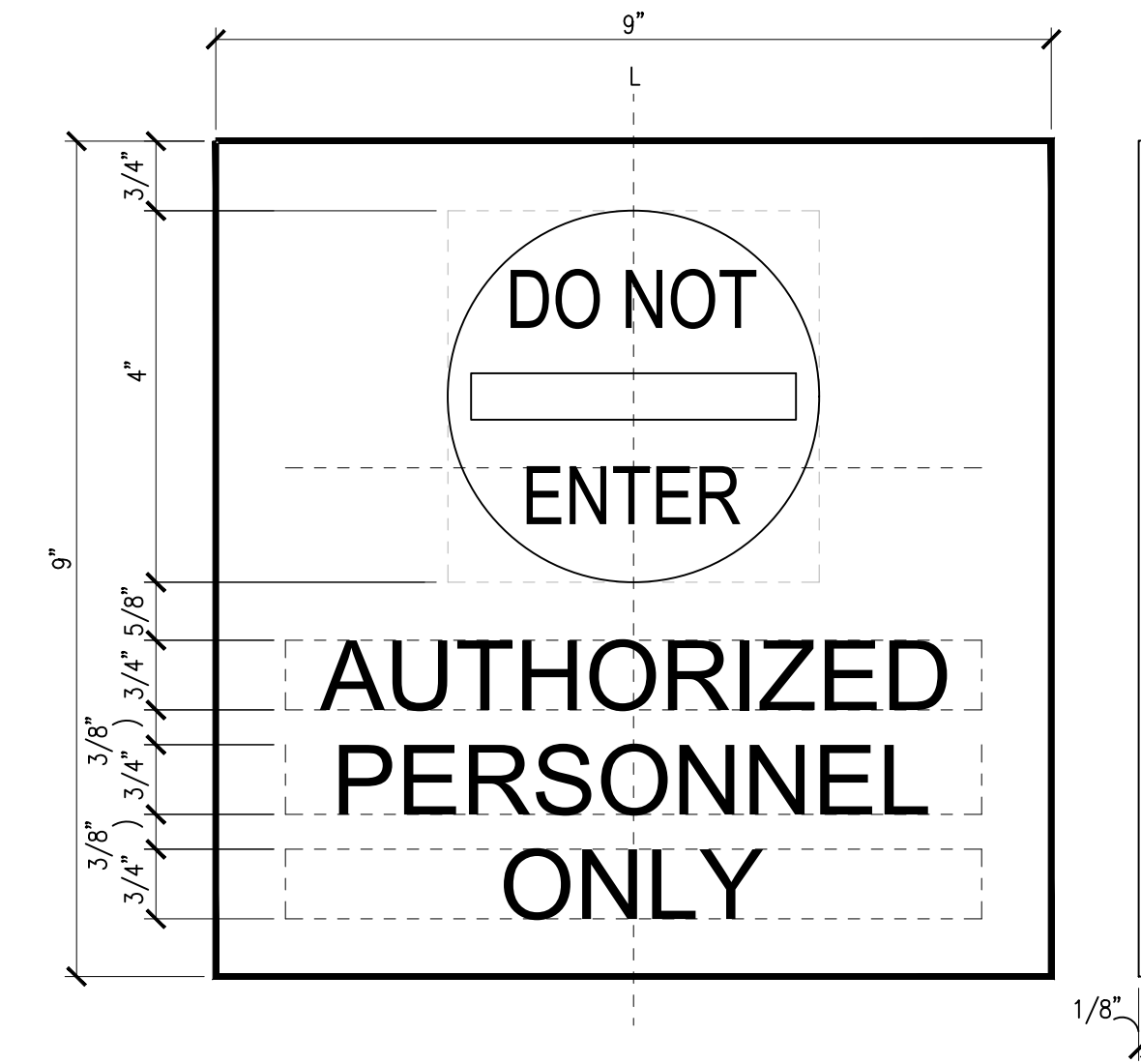
**COLORS**  
TEXT: WHITE  
BACKGROUND: RED

**TYPOGRAPHY**  
HELVETICA REGULAR

**MOUNTING**  
DOUBLE SIDED FOAM TAPE OR  
SILASTIC ADHESIVE

**INSTALLATION**  
CENTERED ON DOOR, 63" TO  
TOP OF SIGN

**NOTE**



TYPE C - RESTRICTED ACCESS SIGN IN-08.02C  
6" = 1'-0"

**SIZE**  
12.25'H x 9'W

**SIGN COMPONENTS**  
REFER TO SPECIFICATIONS

**GRAPHIC PROCESS**  
TACTILE RAISED TEXT AND  
BRAILLE ON TOP SECTION.  
LOWER SECTION TO BE RAISED  
GRAPHIC TACTILE SYMBOL.

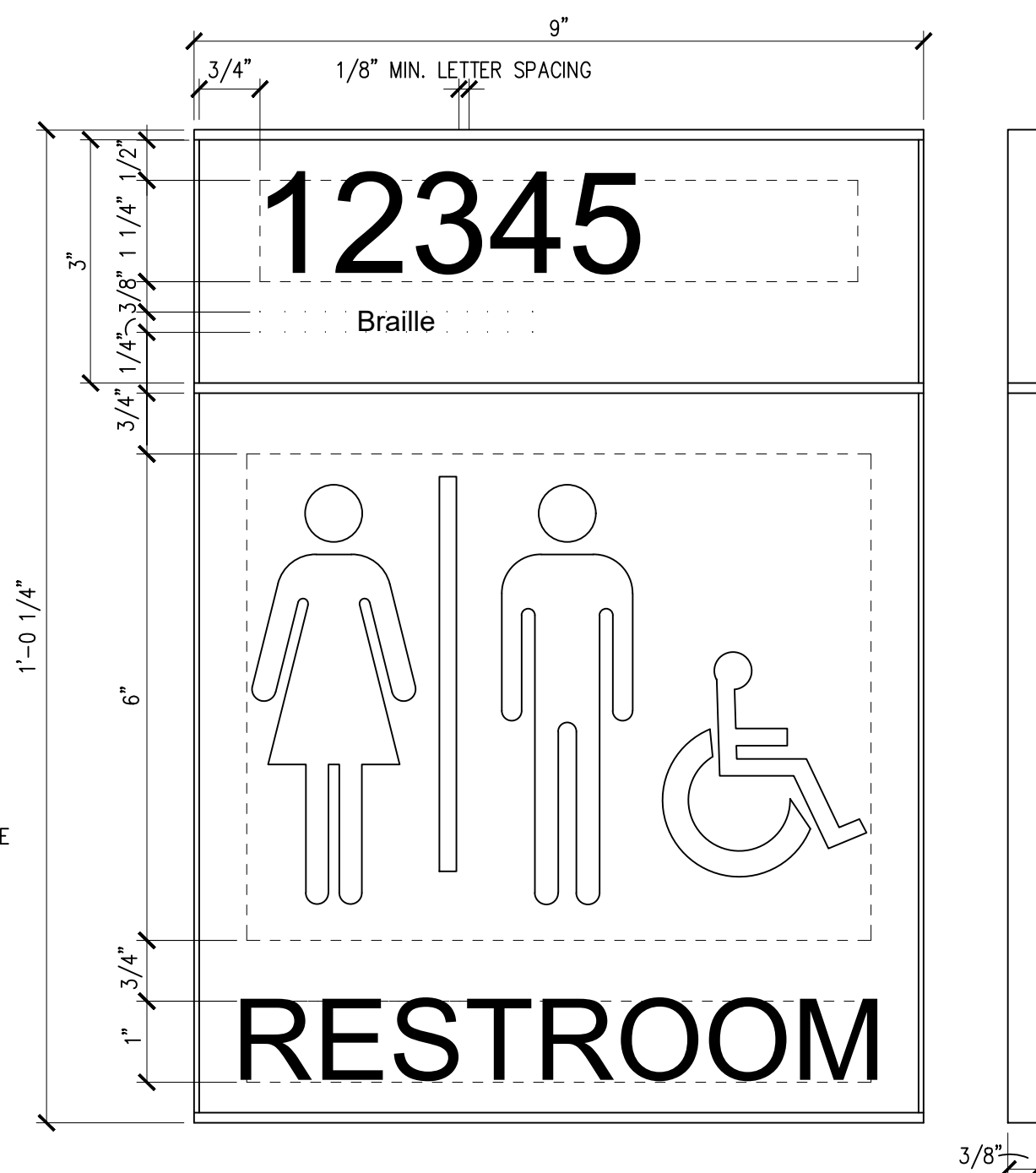
**COLORS**  
TEXT: REFER TO FINISH PLANS  
BACKGROUND: REFER TO FINISH PLANS

**TYPOGRAPHY**  
HELVETICA REGULAR RAISED TACTILE  
GRADE 2 BRAILLE DOMED

**MOUNTING**  
DOUBLE SIDED FOAM TAPE OR  
SILASTIC ADHESIVE

**INSTALLATION**  
ON WALL OR DOOR 60" TO TOP  
OF SIGN AND ON DOOR, CENTER

**NOTE**



TYPE D - RESTROOM IDENTIFICATION SIGN IN-09.03  
6" = 1'-0"

**SIZE**  
12.25'H x 9'W

**SIGN COMPONENTS**  
REFER TO SPECIFICATIONS

**GRAPHIC PROCESS**  
TACTILE RAISED TEXT AND  
BRAILLE ON TOP SECTION.  
LOWER SECTION TO BE RAISED  
GRAPHIC TACTILE SYMBOL.

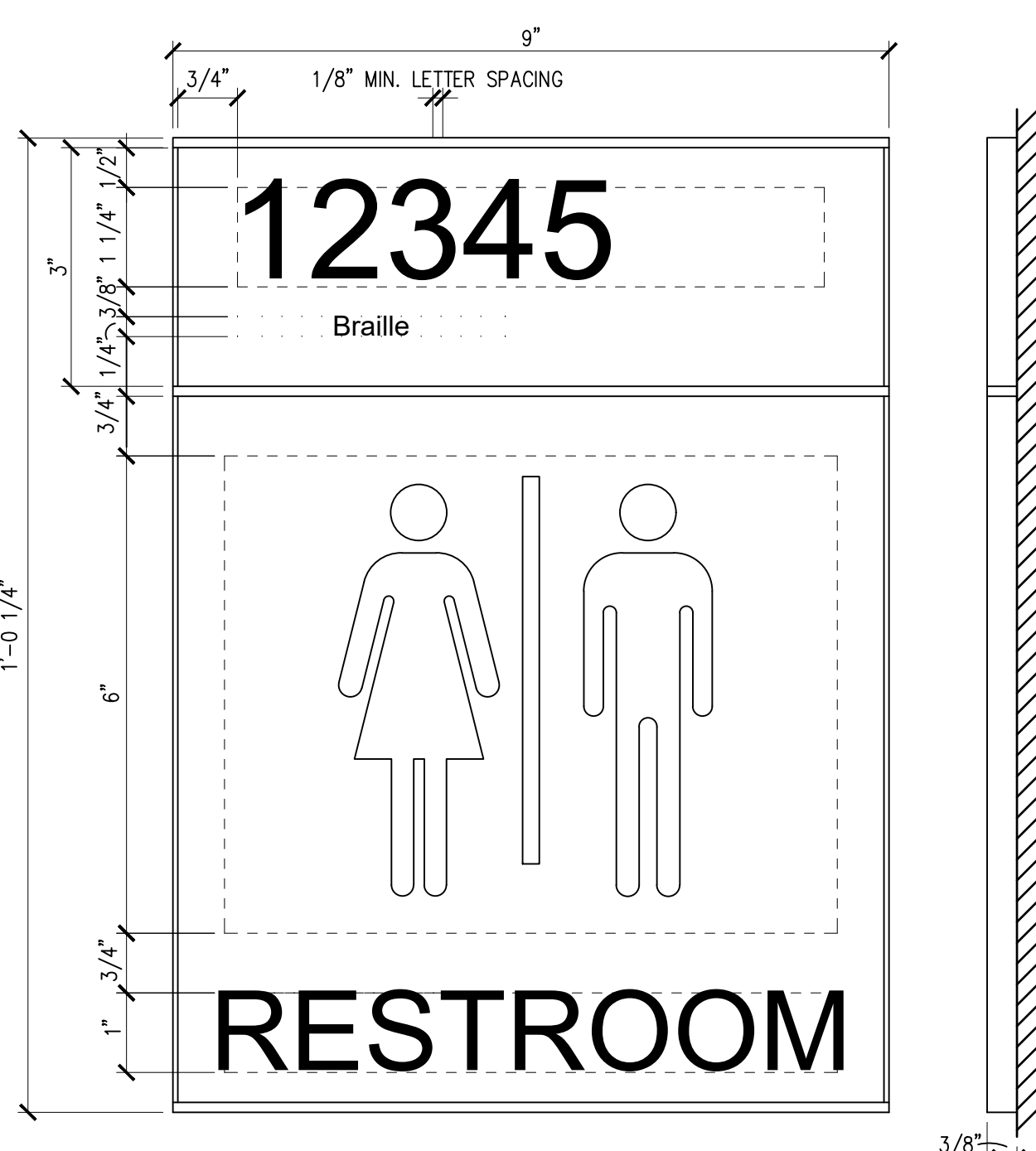
**COLORS**  
TEXT: REFER TO FINISH PLANS  
BACKGROUND: REFER TO FINISH PLANS

**TYPOGRAPHY**  
HELVETICA REGULAR RAISED TACTILE  
GRADE 2 BRAILLE DOMED

**MOUNTING**  
DOUBLE SIDED FOAM TAPE OR  
SILASTIC ADHESIVE

**INSTALLATION**  
ON WALL OR DOOR 60" TO TOP  
OF SIGN AND ON DOOR, CENTER

**NOTE**



TYPE E - RESTROOM IDENTIFICATION SIGN IN-09.06  
6" = 1'-0"

**SIZE**  
18'H x 20'W

**SIGN COMPONENTS**  
REFER TO SPECIFICATIONS

**GRAPHIC PROCESS**  
TACTILE RAISED TEXT AND  
BRAILLE ON TOP SECTION.  
SURFACE APPLIED VINYL OR  
INSERT IN LOWER SIGN SECTION.

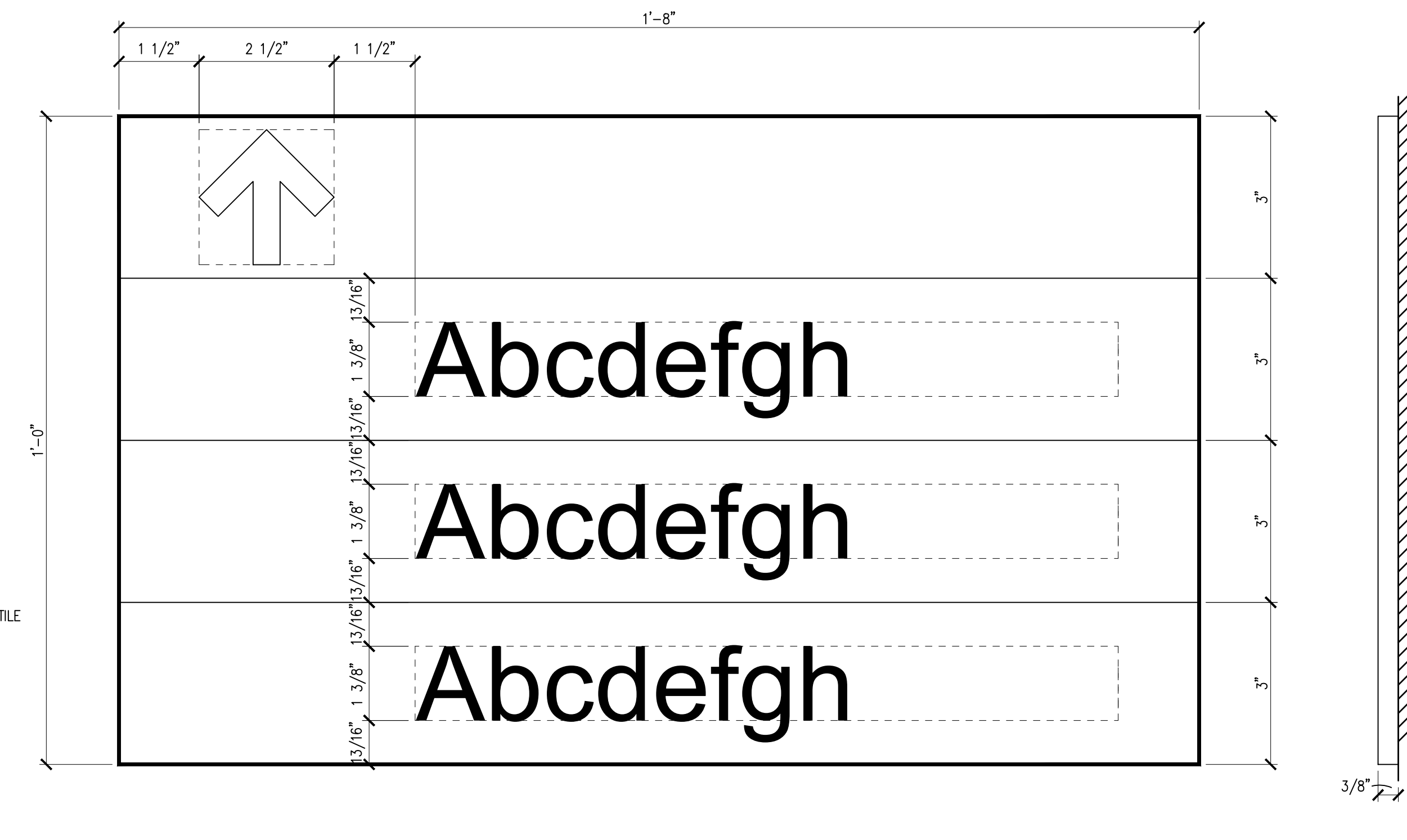
**COLORS**  
TEXT: REFER TO FINISH PLANS  
BACKGROUND: REFER TO FINISH PLANS

**TYPOGRAPHY**  
HELVETICA REGULAR RAISED TACTILE  
GRADE 2 BRAILLE DOMED

**MOUNTING**  
DOUBLE SIDED FOAM TAPE OR  
SILASTIC ADHESIVE

**INSTALLATION**  
KNOB SIDE OF DOOR, 66" TO  
TOP OF SIGN AND ADJACENT TO  
CORNER GUARD.

**NOTE**



TYPE F - WALL DIRECTIONAL SIGN IN-14.05  
6" = 1'-0"

**SIZE**  
9'H x 9'W

**SIGN COMPONENTS**  
ACRYLIC PLAQUE WITH  
ALUMINUM BRACKET FOR FLAG  
MOUNTING

**GRAPHIC PROCESS**  
SILK-SCREENED

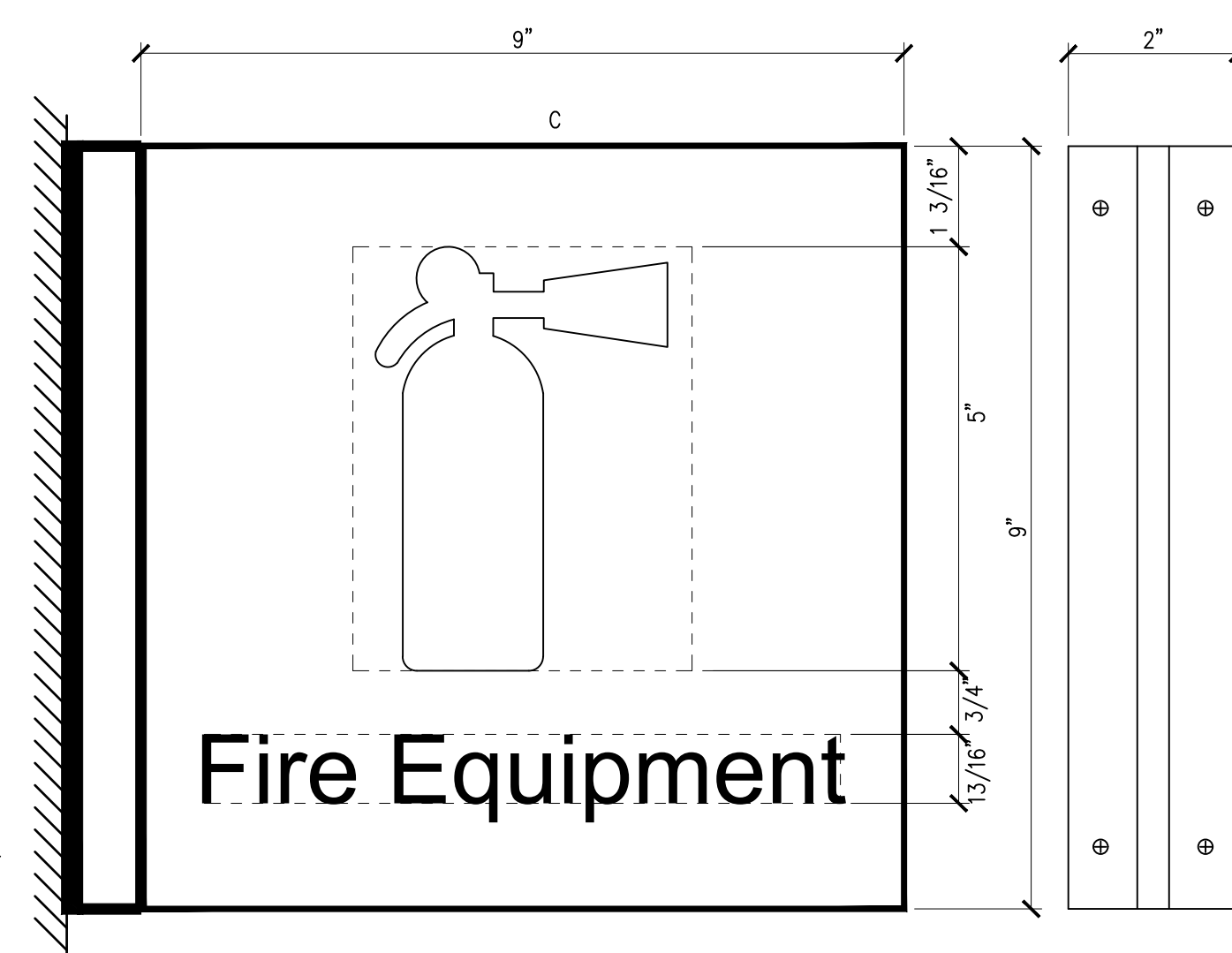
**COLORS**  
TEXT AND SYMBOL: WHITE  
BACKGROUND: RED  
BRACKET: ALUMINUM

**TYPOGRAPHY**  
HELVETICA REGULAR

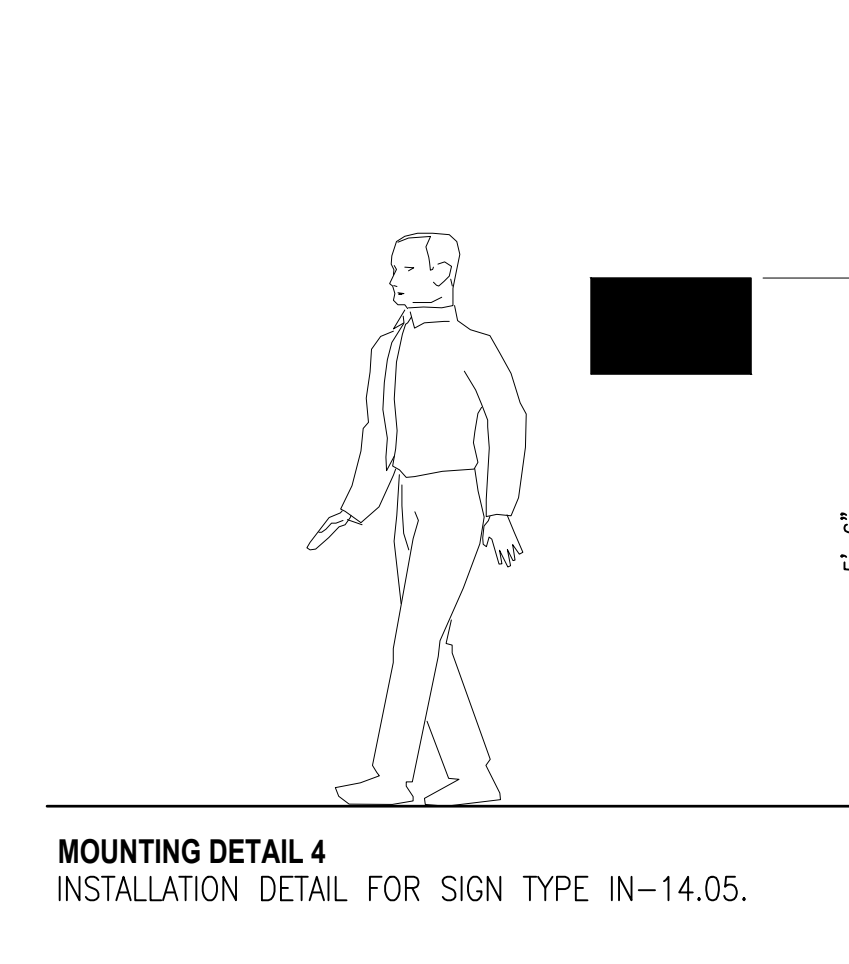
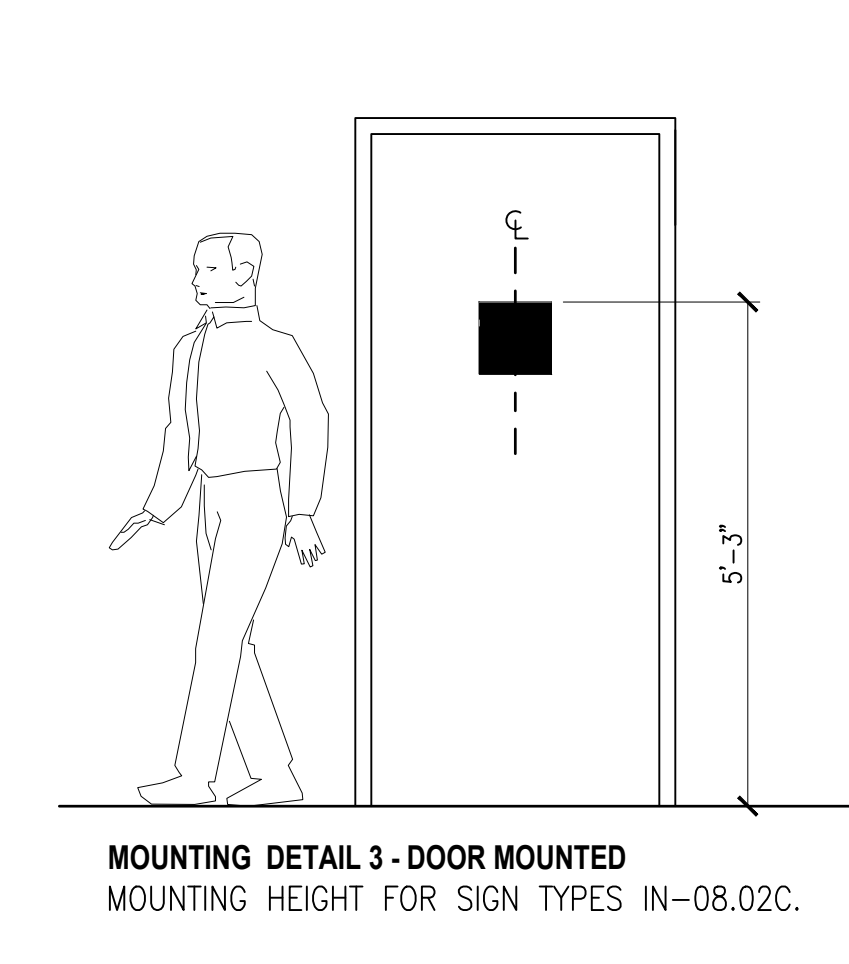
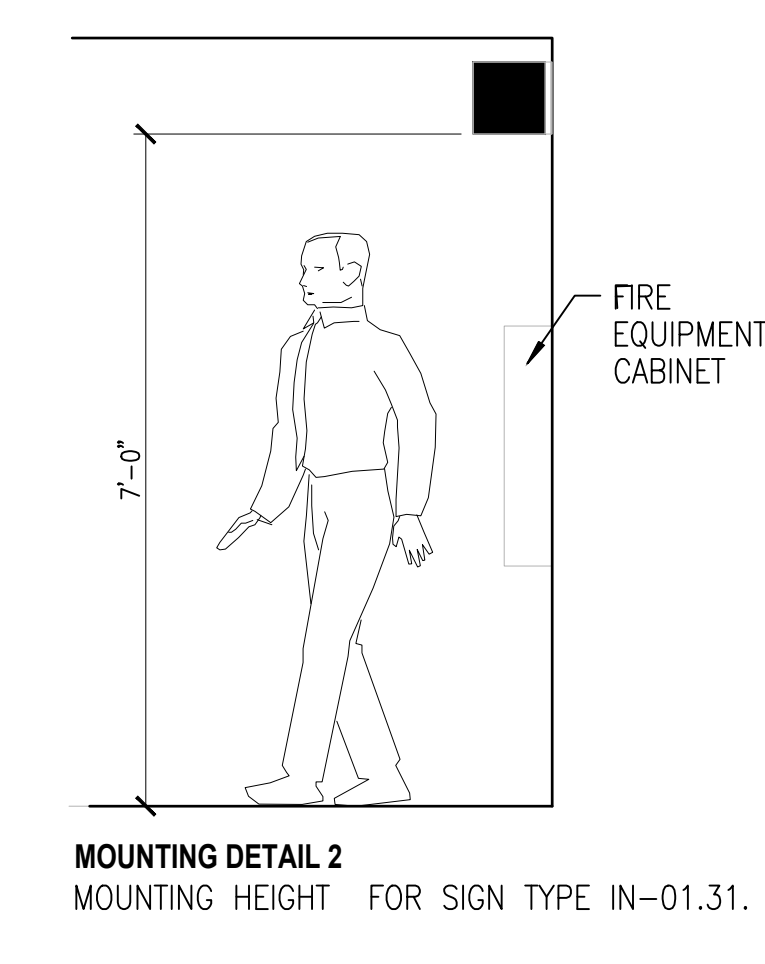
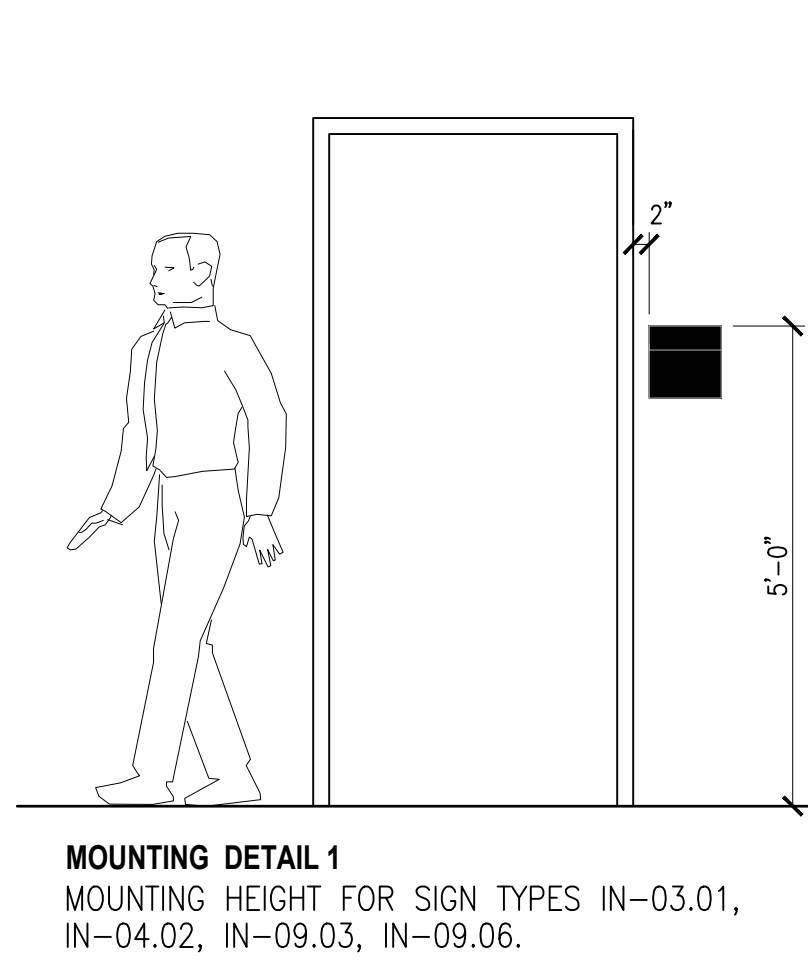
**MOUNTING**  
MECHANICAL FASTENERS WITH  
ANCHORS

**INSTALLATION**  
CENTERED ABOVE FIRE  
EQUIPMENT CABINET 7'-0" TO  
BOTTOM OF SIGN;  
MECHANICALLY FASTENED TO  
WALL WITH EXPANDABLE  
ANCHORS AS NEEDED FOR WALL  
TYPE

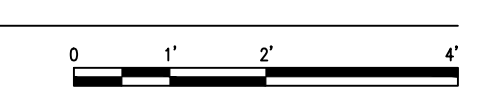
**NOTE**



TYPE G - FIRE EQUIPMENT IDENTIFICATION SIGN IN-01.31  
6" = 1'-0"



1 SIGNAGE MOUNTING HEIGHTS ELEVATIONS  
1/2" = 1'-0"



10/28/2022 - ISSUE FOR 100 % CONSTRUCTION DOCUMENTS

ISSUE FOR 100% CONSTRUCTION DOCUMENTS	10/28/22
No	REVISION
	DATE

I hereby certify that this plan, specification, or report was prepared by me or under my direct supervision and that I am a duly Licensed Architect under the laws of the State of Minnesota.

Print Name: DENNIS J MIKA  
Signature: *Dennis J. Mika*  
Date: 10-28-22 License # 56382

ARCHITECT/ENGINEER OF RECORD

*Bancroft*

BANCROFT ARCHITECTS + ENGINEERS  
700 Nicholas Blvd, Suite 300  
Elk Grove Village, IL 60007  
T: 847.952.9362  
www.bancroft-ae.com  
BAE PROJECT NO. 18-116

APPROVED PROJECT GDR	DATE:	APPROVED SERVICE LINE DIRECTOR	DATE:	APPROVED INFECTION CONTROL NURSE	DATE:
APPROVED GENE PROJECT MANAGER	DATE:	APPROVED PATIENT SAFETY	DATE:	APPROVED CHIEF OF POLICE	DATE:
APPROVED PROJECTS SECTION MANAGER	DATE:	APPROVED SAFETY MANAGER	DATE:		
APPROVED DIRECTOR PMS	DATE:				

DRIVING TITLE	PROJECT TITLE	DATE:
INTERIORS - SIGNAGE TYPE + MOUNTING HEIGHTS	CONSTRUCT PACT CLINIC BUILDING 4 FIRST FLOOR	10/28/22
APPROVED ASSOCIATE HEALTH CARE SYSTEM DIRECTOR	PROJECT NO:	656-400
APPROVED CHIEF OF STAFF	BUILDING NO:	4
APPROVED HEALTH CARE SYSTEM DIRECTOR	CHECKED BY:	DA
	DRAWN:	LR
	LOCATION:	ST. CLOUD VAHCS ST. CLOUD, MN 56303
	DWG. NO.:	1620
	DWG. OF:	

**VA**

U.S. Department of Veterans Affairs  
Veterans Health Administration  
St. Cloud VA Health Care System



**SIGNAGE SCHEDULE - ST CLOUD PACT CLINIC BLD 4**

Sign No.	Location Room		Sign			Type	Remarks
	No.	Name	Type	Text	Qty.		
1	159	WAITING AREA	IN-14.05	Directional Symbol PACT Clinic Reception	1	F	
1A	159	WAITING AREA	IN-01.31	(Universal Symbol) Fire Equipment	1	G	
2	159A	RECEPTION	IN-04.02	159A RECEPTION	1	B	
2A	159A	RECEPTION	IN-01.31	(Universal Symbol) Fire Equipment	2	G	
2B	159A	RECEPTION	IN-08.02C	Do Not Enter Authorized Personnel Only	2	C	
3	159B	SELF CHECK-IN KIOSKS	IN-04.02	159B SELF CHECK-IN KIOSKS	1	B	
4	159C	SCALE ALCOVE	IN-03.01	159C	1	A	
5	159D	SCALE ALCOVE	IN-03.01	159D	1	A	
6	131	TOILET	IN-09.03	131 Universal Symbol Restroom	1	D	
7	130B	LOW VOLTAGE	IN-04.02	130B	1	A	
8	130C	ELECTRICAL	IN-04.02	130C	1	A	
9	C2	CORRIDOR	IN-14.05	Directional Symbol Exam Rooms PCMHI	1	F	
9B	C3	CORRIDOR	IN-14.05	Directional Symbol Exam Rooms Procedure Room	1	F	
10	133	EXAM 1	IN-04.02	133 EXAM ROOM 1	2	B	
11	134	TOILET	IN-09.03	134 Universal Symbol Restroom	1	D	
12	135	EXAM 2	IN-04.02	135 EXAM ROOM 2	2	B	
13	136	EXAM 3	IN-04.02	136 EXAM ROOM 3	2	B	
14	137	EXAM 4	IN-04.02	137 EXAM ROOM 4	2	B	
15	-	-	-	-	-	-	NOT USED
16	130A	STORAGE	IN-03.01	130A STORAGE	1	B	
17	-	-	-	-	-	-	NOT USED
18	138	PCMHI	IN-04.02	138 PCMHI	2	B	
19	132A	STORAGE	IN-04.02	132A STORAGE	1	B	
20	-	-	-	-	-	-	NOT USED
20A	-	-	-	-	-	-	NOT USED
21	139	EXAM 5	IN-04.02	139 EXAM ROOM 5	2	B	
22	140	CLEAN STORAGE	IN-04.02	140 CLEAN STORAGE	1	B	
22A	140	CLEAN STORAGE	IN-08.02C	Do Not Enter Authorized Personnel Only	1	C	
23	132	TEAM WORK AREA	IN-04.02	132 TEAM WORK AREA	3	B	
23A	132	TEAM WORK AREA	IN-08.02C	Do Not Enter Authorized Personnel Only	2	C	
24	147	EXAM 6	IN-04.02	147 EXAM ROOM 6	2	B	
25	146	MEDICATION	IN-04.02	146 MEDICATION ROOM	2	B	
25A	146	MEDICATION	IN-08.02C	Do Not Enter Authorized Personnel Only	2	C	
26	145	EXAM 7	IN-04.02	145 EXAM ROOM 7	2	B	
27	144	EXAM 8	IN-04.02	144 EXAM ROOM 8	2	B	
28	143	EXAM 9	IN-04.02	143 EXAM ROOM 9	2	B	


**SIGNAGE SCHEDULE - ST CLOUD PACT CLINIC BLD 4**

Sign No.	Location Room		Sign			Type	Remarks
	No.	Name	Type	Text	Qty.		
29	-	-	-	-	-	-	NOT USED
30	-	-	-	-	-	-	NOT USED
31	142	EXAM 10	IN-04.02	142 EXAM ROOM 10	2	B	
32	141	EXAM 11	IN-04.02	141 EXAM ROOM 11	2	B	
33	-	-	-	-	-	-	NOT USED
33A	-	-	-	-	-	-	NOT USED
34	149	TOILET	IN-09.03	149 Universal Symbol Restroom	1	D	
35A	148	EXAM 12	IN-04.02	148 EXAM ROOM 12	2	B	
35	150	EXAM 13	IN-04.02	150 EXAM ROOM 13	2	B	
36	151	EXAM 14	IN-04.02	151 EXAM ROOM 14	2	B	
37	152	SPS	IN-03.01	152	1	A	
38	154	PROCEDURE	IN-04.02	154 PROCEDURE ROOM	1	B	
39	155	TOILET	IN-09.03	155 Universal Symbol Restroom	1	D	
40	158	TEAM WORK AREA	IN-04.02	158 TEAM WORK AREA	1	B	
40A	158	TEAM WORK AREA	IN-01.31	(Universal Symbol) Fire Equipment	1	G	
40B	158	TEAM WORK AREA	IN-08.02C	Do Not Enter Authorized Personnel Only	1	C	
41	158A	CLEAN STORAGE	IN-04.02	158A CLEAN STORAGE	1	B	
41A	158A	CLEAN STORAGE	IN-08.02C	Do Not Enter Authorized Personnel Only	1	C	
42	156	HAC	IN-03.01	156	1	B	
42 A	156	HAC	IN-08.02C	Do Not Enter Authorized Personnel Only	1	A	
43	157	SOILED HOLDING	IN-03.01	157	1	A	
43A	157	SOILED HOLDING	IN-08.02C	Do Not Enter Authorized Personnel Only	1	C	
44	C1	CORRIDOR	IN-01.31	(Universal Symbol) Fire Equipment	1	G	
45	C2	CORRIDOR	IN-14.05	Directional Symbol Reception Exit	1	F	
46	C2	CORRIDOR	IN-01.31	(Universal Symbol) Fire Equipment	1	G	
47	-	-	-	-	-	-	NOT USED
48	C1N	CORRIDOR	IN-08.02C	Do Not Enter Authorized Personnel Only	1	C	
49	C3	CORRIDOR	IN-14.05	Directional Symbol Reception Exit	1	F	
50	C3	CORRIDOR	IN-01.31	(Universal Symbol) Fire Equipment	1	G	
51	19B	UNFINISHED SPACE	IN-03.01	19B -	2	A	
52	19	STORAGE	IN-08.02C	19 STORAGE	2	C	
53	19A	CORRIDOR	IN-04.02	19A CORRIDOR	1	B	
54	25	CORRIDOR	IN-04.02	25 CORRIDOR	1	B	
55	C1N	CORRIDOR	IN-08.02C	Do Not Enter Authorized Personnel Only	1	C	
56	C1E	CORRIDOR	IN-08.02C	Do Not Enter Authorized Personnel Only	1	C	
57	C1E	CORRIDOR	IN-08.02C	Do Not Enter Authorized Personnel Only	1	C	
57A	C1E	CORRIDOR	IN-08.02C	109 -	1	C	

10/28/2022 - ISSUE FOR 100 % CONSTRUCTION DOCUMENTS

ISSUE FOR 100% CONSTRUCTION DOCUMENTS	10/28/22
No	REVISION
	DATE

I hereby certify that this plan, specification, or report was prepared by me or under my direct supervision and that I am a duly Licensed Architect under the laws of the State of Minnesota.  
 Print Name: DENNIS J MIKA  
 Signature: *[Signature]*  
 Date: 10-28-22 License # 56382

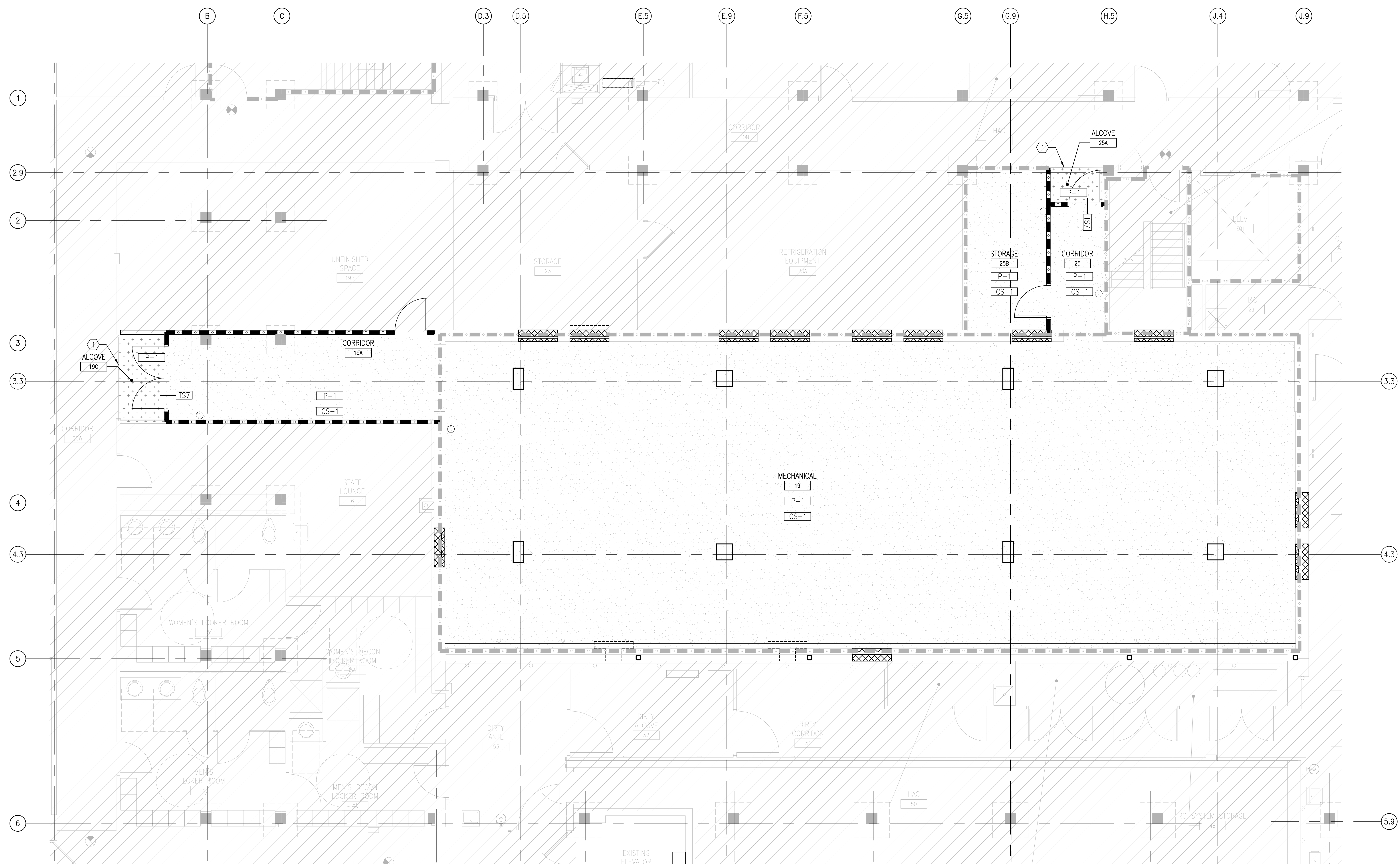
ARCHITECT/ENGINEER OF RECORD  
  
 700 Nicholas Blvd, Suite 300  
 Elk Grove Village, IL 60007  
 T: 847.952.9362  
 www.bancroft-ae.com  
 BAE PROJECT NO. 18-116

APPROVED PROJECT GDR	DATE:	APPROVED SERVICE LINE DIRECTOR	DATE:	APPROVED INFECTION CONTROL NURSE	DATE:
APPROVED GENS PROJECT MANAGER	DATE:	APPROVED PATIENT SAFETY	DATE:	APPROVED CHIEF OF POLICE	DATE:
APPROVED PROJECTS SECTION MANAGER	DATE:	APPROVED CHIEF OF STAFF	DATE:	APPROVED HEALTH CARE SYSTEM DIRECTOR	DATE:
APPROVED DIRECTOR PMS	DATE:	APPROVED SAFETY MANAGER	DATE:		

DRAWING TITLE INTERIORS - SIGNAGE SCHEDULE	PROJECT TITLE CONSTRUCT PACT CLINIC BUILDING 4 FIRST FLOOR	DATE 10/28/22
APPROVED ASSOCIATE HEALTH CARE SYSTEM DIRECTOR	BUILDING No 4	CHECKED BY DA
APPROVED CHIEF OF STAFF	DRAWN LR	DWG. NO. 1621
APPROVED HEALTH CARE SYSTEM DIRECTOR	LOCATION ST. CLOUD VAHCS ST. CLOUD, MN 56303	DWG. OF







**FINISH PLANS GENERAL NOTES**

- A. REFER TO SHEET 1600 ROOM FINISH SCHEDULE.
- B. REFER TO SHEET 1601 ROOM FINISH LEGEND.
- C. REFER TO A503 FOR FLOOR TRANSITION DETAILS (TSX).
- D. REFER TO A503 FOR STANDARD WP-2, WP-7, WP-9 DETAILS.

**FINISH LEGEND**

- CP-1 BROADLOOM CARPET
- VCT-1 VINYL COMPOSITION TILE
- PT-1 PORCELAIN TILE
- CS-1 SEALED CONCRETE
- P-X WALL FINISH TYPE- SEE ROOM FINISH SCHEDULE FOR ADDITIONAL INFORMATION
- WP-2 HANDRAIL AND W-P7 CRASH RAIL, UNLESS NOTED OTHERWISE.
- WP-8 CHAIR RAIL, SEE ROOM FINISH FOR MORE DETAILS.
- TS-# FLOOR TRANSITION TAG
- TS1- CPT TO PT
- TS2- CPT TO VCT
- TS3- PT TO VCT
- TS4- CS TO CPT
- TS5- EXISTING FLOOR FINISH TO CPT
- TS6- PT TO PT
- TS7- VCT TO CS
- TS8- EXISTING FLOOR FINISH TO VCT
- WALL GUARDS
- WP-1 = WALL PROTECTION RIGID VINYL
- WP-3 = CORNER GUARD 90 DEGREE 3"
- WP-4 = CORNER GUARD 90 DEGREE 2"
- WP-5 = END WALL PROTECTION
- WP-9 = TILE CORNER GUARD

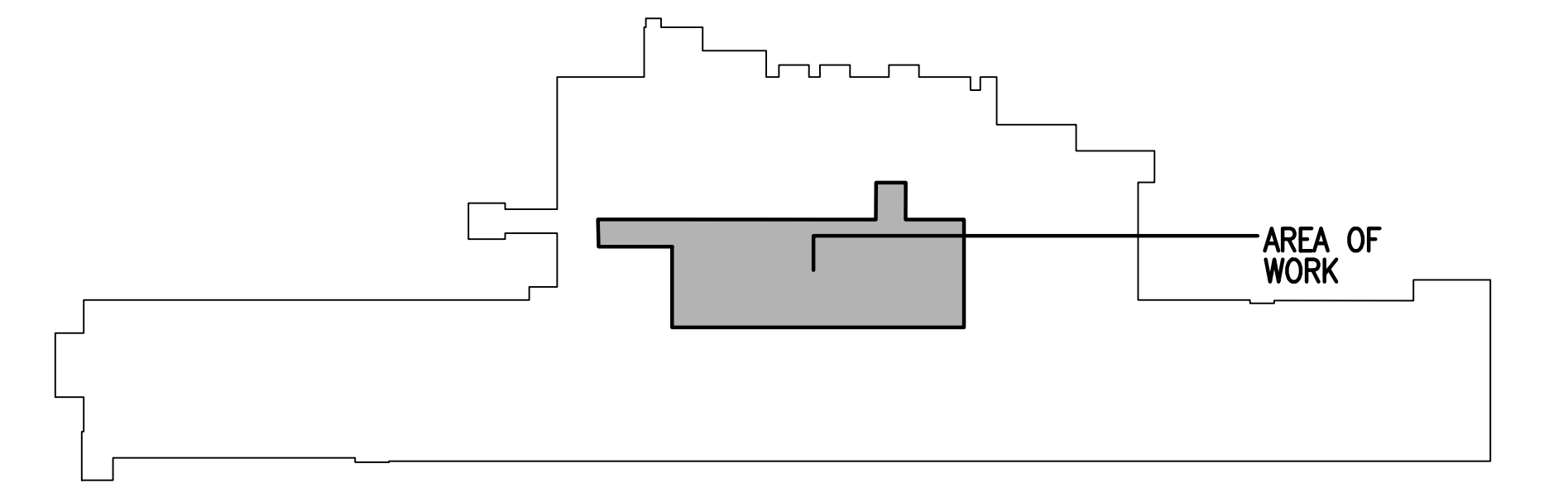
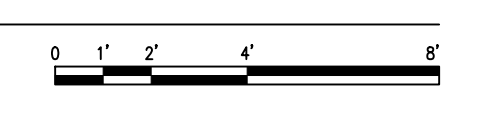
**FINISH PLANS KEY NOTES**

1. INSTALL VCT TO MATCH EXIST ADJACENT. DESIGN INTENT IS TO BLEND SEAMLESSLY.
2. EXIST CARPET NIC GC TO PROVIDE CARPET TO CARPET TRANSITIONS STRIP TO CONCEAL SEAM IF THRESHOLD DOES NOT ALREADY EXIST.
3. EXISTING EAST WALL OF CORRIDOR C1E IS NEW PAINT UNDER A SEPARATE PROJECT. INSTALL FINISH PAINT COAT TO MATCH P-1.

**RATED PARTITION LEGEND**

- SMOKE RESISTIVE HAZARDOUS ROOM ENCLOSURE
- 1-HOUR FIRE/SMOKE BARRIER
- 2-HOUR FIRE/SMOKE BARRIER
- SMOKE RESISTIVE HAZARDOUS ROOM ENCLOSURE (EXISTING)
- 1-HOUR FIRE/SMOKE BARRIER (EXISTING)
- 2-HOUR FIRE/SMOKE BARRIER (EXISTING)

**1 INTERIORS - FINISH PLAN - BASEMENT**  
1/4"=1'-0"



**KEY PLAN BUILDING 4**

10/28/2022 - ISSUE FOR 100% CONSTRUCTION DOCUMENTS

No.	REVISION	DATE

I hereby certify that this plan, specification, or report was prepared by me or under my direct supervision and that I am a duly Licensed Architect under the laws of the State of Minnesota.

Print Name: DENNIS J MIKA  
Signature: *[Signature]*  
Date: 10-28-22 License # 56382

ARCHITECT/ENGINEER OF RECORD

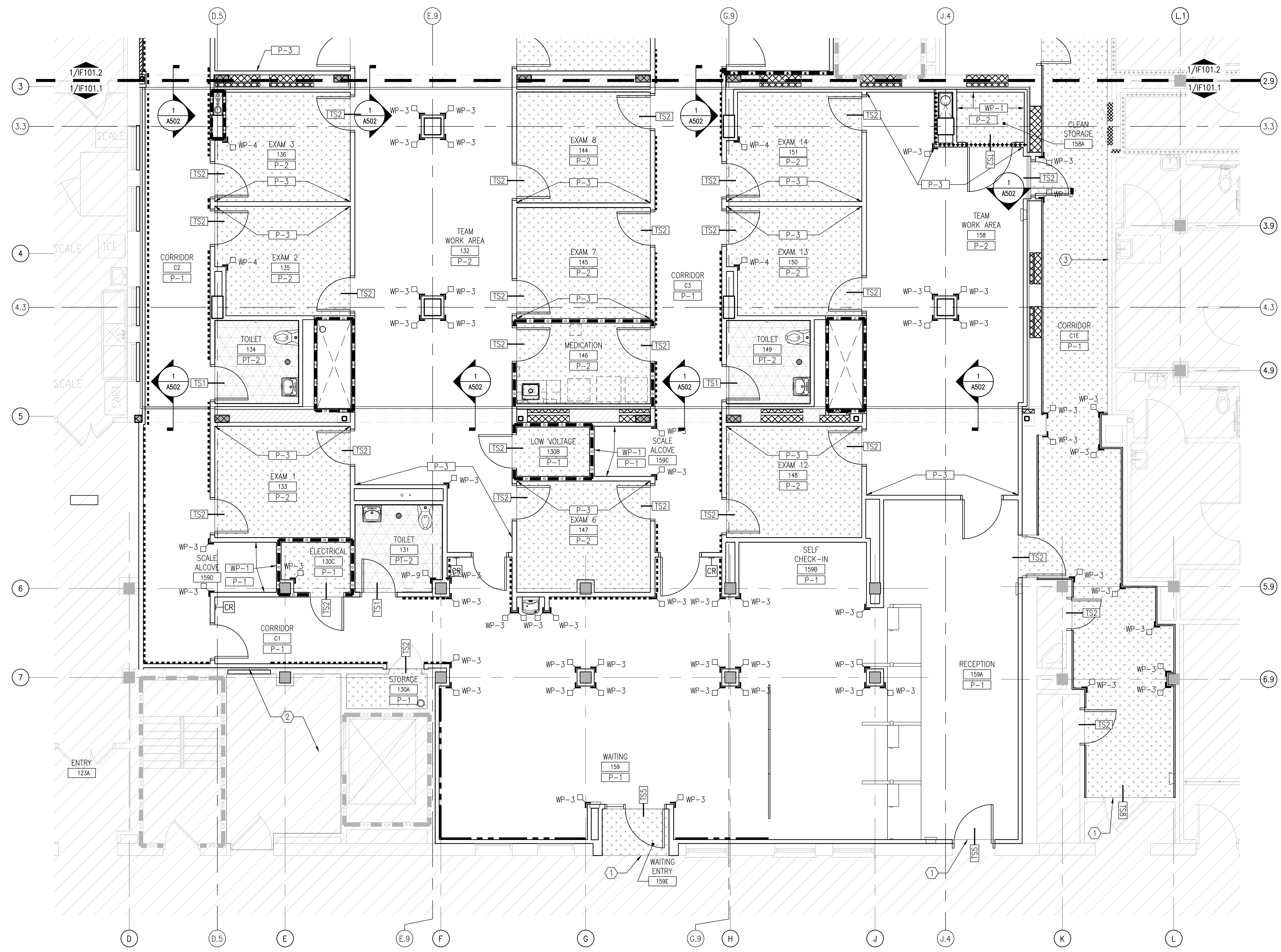
*[Signature]*  
Bancroft Architects + Engineers  
700 Nicholas Blvd, Suite 300  
Elk Grove Village, IL 60007  
T: 847.952.9362  
www.bancroft-ae.com  
BAE PROJECT NO. 18-116

APPROVED PROJECT GDR	DATE:	APPROVED SERVICE LINE DIRECTOR	DATE:	APPROVED INFECTION CONTROL NURSE	DATE:
APPROVED GEN'S PROJECT MANAGER	DATE:	APPROVED PATIENT SAFETY	DATE:	APPROVED ASSOCIATE HEALTH CARE SYSTEM DIRECTOR	DATE:
APPROVED PROJECTS SECTION MANAGER	DATE:	APPROVED CHIEF OF POLICE	DATE:	APPROVED CHIEF OF STAFF	DATE:
APPROVED DIRECTOR PMS	DATE:	APPROVED SAFETY MANAGER	DATE:	APPROVED HEALTH CARE SYSTEM DIRECTOR	DATE:

DRAWING TITLE <b>INTERIORS - FINISH PLAN - BASEMENT</b>		DATE: 10/28/22
PROJECT TITLE CONSTRUCT PACT CLINIC BUILDING 4 FIRST FLOOR		PROJECT SCALE AS SHOWN
BUILDING NO. 4	CHECKED BY DA	DRAWN BY LC
PROJECT NO. 656-400	DATE 10/28/22	DWG. NO. IF100
LOCATION ST. CLOUD VAHCS ST. CLOUD, MN 56303		DWG. OF







**FINISH PLANS GENERAL NOTES**

- A. REFER TO SHEET 1600 ROOM FINISH SCHEDULE.
- B. REFER TO SHEET 1601 ROOM FOR FINISH LEGEND.
- C. REFER TO A503 FOR FLOOR TRANSITION DETAILS (TSX).
- D. REFER TO A503 FOR STANDARD WP-2, WP-7, WP-9 DETAILS.

**FINISH LEGEND**

- CP-1 BROADLOOM CARPET
- VCT-1 VINYL COMPOSITION TILE
- PT-1 PORCELAIN TILE
- CS-1 SEALED CONCRETE
- WP-X WALL FINISH TYPE - SEE ROOM FINISH SCHEDULE FOR ADDITIONAL INFORMATION
- WP-2 HANDRAIL AND W-P7 CRASH RAIL, UNLESS NOTED OTHERWISE.
- WP-8 CHAIR RAIL, SEE ROOM FINISH FOR MORE DETAILS.
- TS-X FLOOR TRANSITION TAG
- TS1- CPT TO PT
- TS2- CPT TO VCT
- TS3- PT TO VCT
- TS4- CS TO CPT
- TS5- EXISTING FLOOR FINISH TO CPT
- TS6- PT TO PT
- TS7- VCT TO CS
- TS8- EXISTING FLOOR FINISH TO VCT
- WALL GUARDS
- WP-1 = WALL PROTECTION RIGID VINYL
- WP-3 = CORNER GUARD 90 DEGREE 3"
- WP-4 = CORNER GUARD 90 DEGREE 2"
- WP-5 = END WALL PROTECTION
- WP-9 = TILE CORNER GUARD

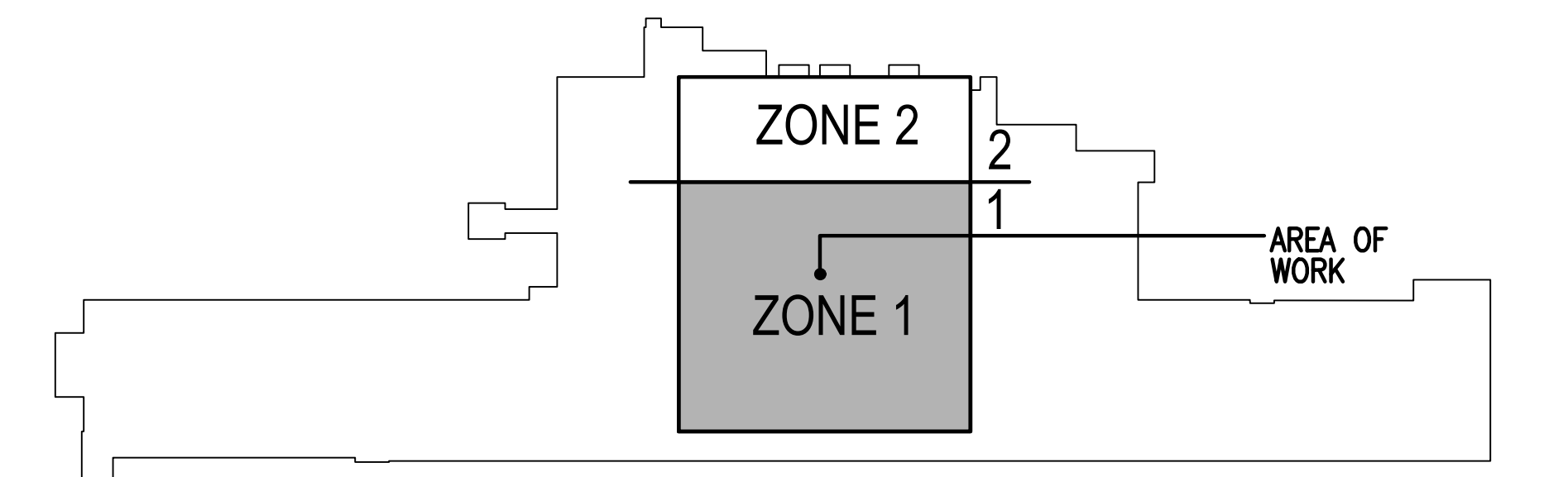
**FINISH PLANS KEY NOTES**

1. INSTALL VCT TO MATCH EXIST ADJACENT. DESIGN INTENT IS TO BLEND SEAMLESSLY.
2. EXIST CARPET NIC GC TO PROVIDE CARPET TO CARPET TRANSITIONS STRIP TO CONCEAL SEAM IF THRESHOLD DOES NOT ALREADY EXIST.
3. EXISTING EAST WALL OF CORRIDOR C1E IS NEW PAINT UNDER A SEPARATE PROJECT. INSTALL FINISH PAINT COAT TO MATCH P-1.

**RATED PARTITION LEGEND**

- SMOKE RESISTIVE HAZARDOUS ROOM ENCLOSURE
- 1-HOUR FIRE/SMOKE BARRIER
- 2-HOUR FIRE/SMOKE BARRIER
- SMOKE RESISTIVE HAZARDOUS ROOM ENCLOSURE (EXISTING)
- 1-HOUR FIRE/SMOKE BARRIER (EXISTING)
- 2-HOUR FIRE/SMOKE BARRIER (EXISTING)

**1 INTERIORS - FINISH PLAN - FIRST FLOOR - ZONE 1**  
1/4"=1'-0"



**KEY PLAN BUILDING 4**

10/28/2022 - ISSUE FOR 100% CONSTRUCTION DOCUMENTS

ISSUE FOR 100% CONSTRUCTION DOCUMENTS	10/28/22
No. REVISION	DATE

I hereby certify that this plan, specification, or report was prepared by me or under my direct supervision and that I am a duly Licensed Architect under the laws of the State of Minnesota.

Print Name: DENNIS J MIKA  
Signature: *[Signature]*  
Date: 10-28-22 License # 56382

ARCHITECT/ENGINEER OF RECORD

*[Signature]*  
Bancroft Architects + Engineers  
700 Nicholas Blvd, Suite 300  
Elk Grove Village, IL 60007  
T: 847.952.9362  
www.bancroft-ae.com  
BAE PROJECT NO. 18-116

APPROVED PROJECT GSR	DATE:	APPROVED SERVICE LINE DIRECTOR	DATE:	APPROVED INFECTION CONTROL NURSE	DATE:
APPROVED GENR PROJECT MANAGER	DATE:	APPROVED PATIENT SAFETY	DATE:	APPROVED ASSOCIATE HEALTH CARE SYSTEM DIRECTOR	DATE:
APPROVED PROJECTS SECTION MANAGER	DATE:	APPROVED CHIEF OF POLICE	DATE:	APPROVED CHIEF OF STAFF	DATE:
APPROVED DIRECTOR PMS	DATE:	APPROVED SAFETY MANAGER	DATE:	APPROVED HEALTH CARE SYSTEM DIRECTOR	DATE:

DRAWING TITLE	DATE:	PROJECT TITLE	DATE:
INTERIORS - FINISH PLAN - FIRST FLOOR - ZONE 1	10/28/22	CONSTRUCT PACT CLINIC BUILDING 4 FIRST FLOOR	10/28/22
APPROVED ASSOCIATE HEALTH CARE SYSTEM DIRECTOR	DATE:	PROJECT NO.	656-400
APPROVED CHIEF OF STAFF	DATE:	BUILDING No.	4
APPROVED HEALTH CARE SYSTEM DIRECTOR	DATE:	CHECKED BY	DA
		DRAWN	LR
		DWG. NO.	IF1011
		LOCATION	ST. CLOUD VAHCS ST. CLOUD, MN 56303

**U.S. Department of Veterans Affairs**  
Veterans Health Administration  
St. Cloud VA Health Care System



**FINISH PLANS GENERAL NOTES**

A. REFER TO SHEET 1600 ROOM FINISH SCHEDULE.  
 B. REFER TO SHEET 1601 ROOM FOR FINISH LEGEND.  
 C. REFER TO A503 FOR FLOOR TRANSITION DETAILS (TSX).  
 D. REFER TO A503 FOR STANDARD WP-2, WP-7, WP-9 DETAILS.

**FINISH LEGEND**

CP-1 BROADLOOM CARPET  
 VCT-1 VINYL COMPOSITION TILE  
 PT-1 PORCELAIN TILE  
 CS-1 SEALED CONCRETE

WP-X WALL FINISH TYPE- SEE ROOM FINISH SCHEDULE FOR ADDITIONAL INFORMATION

WP-2 HANDRAIL AND W-P7 CRASH RAIL, UNLESS NOTED OTHERWISE.  
 WP-8 CHAIR RAIL, SEE ROOM FINISH FOR MORE DETAILS.

TS-X FLOOR TRANSITION TAG

TS1- CPT TO PT  
 TS2- CPT TO VCT  
 TS3- PT TO VCT  
 TS4- CS TO CPT  
 TS5- EXISTING FLOOR FINISH TO CPT  
 TS6- PT TO PT  
 TS7- VCT TO CS  
 TS8- EXISTING FLOOR FINISH TO VCT

WALL GUARDS

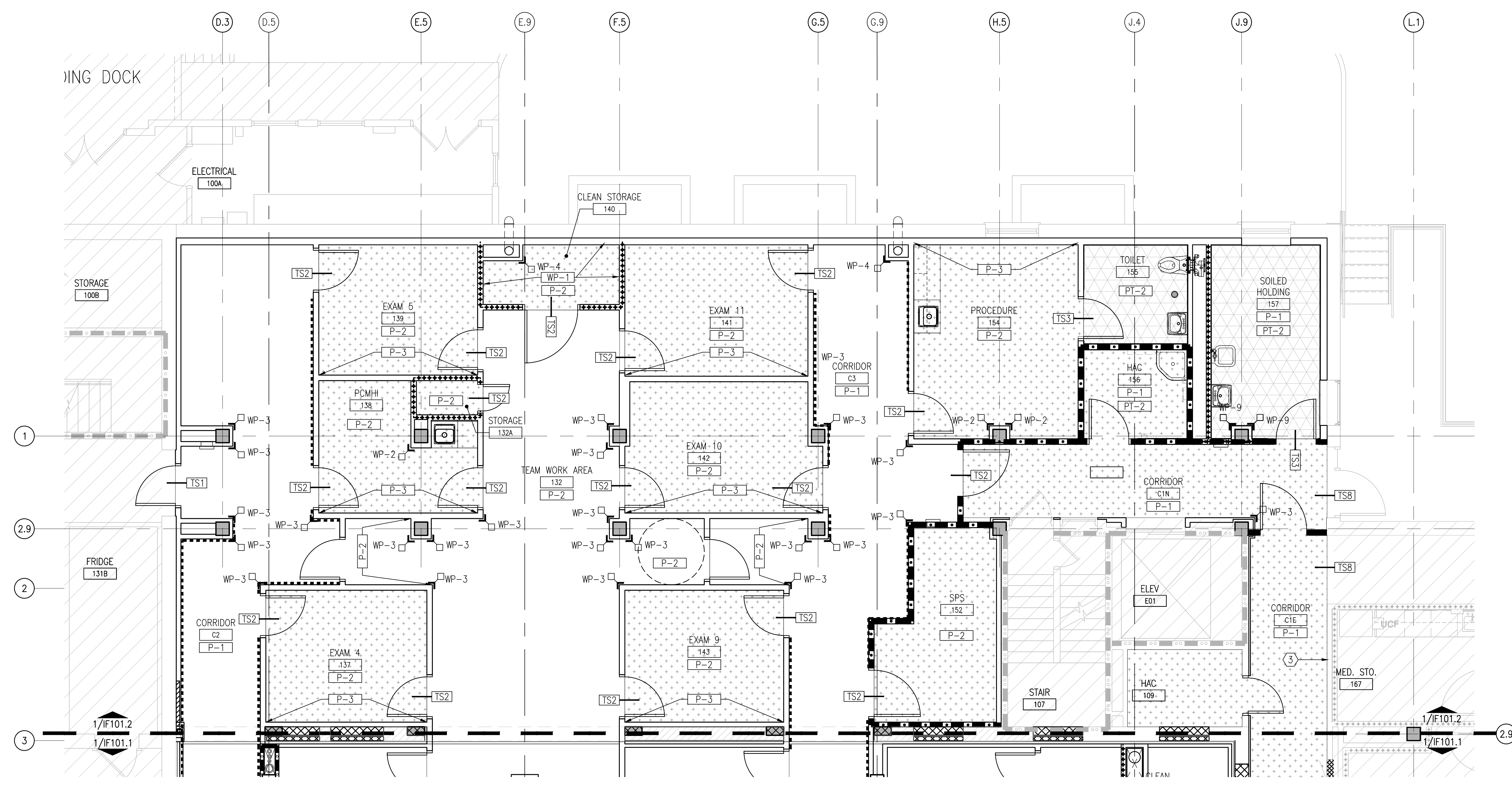
WP-1 = WALL PROTECTION RIGID VINYL  
 WP-3 = CORNER GUARD 90 DEGREE 3"  
 WP-4 = CORNER GUARD 90 DEGREE 2"  
 WP-5 = END WALL PROTECTION  
 WP-9 = TILE CORNER GUARD

**FINISH PLANS KEY NOTES**

- INSTALL VCT TO MATCH EXIST ADJACENT. DESIGN INTENT IS TO BLEND SEAMLESSLY.
- EXIST CARPET NIC GC TO PROVIDE CARPET TO CARPET TRANSITIONS STRIP TO CONCEAL SEAM IF THRESHOLD DOES NOT ALREADY EXIST.
- EXISTING EAST WALL OF CORRIDOR C1E IS NEW PAINT UNDER A SEPARATE PROJECT. INSTALL FINISH PAINT COAT TO MATCH P-1.

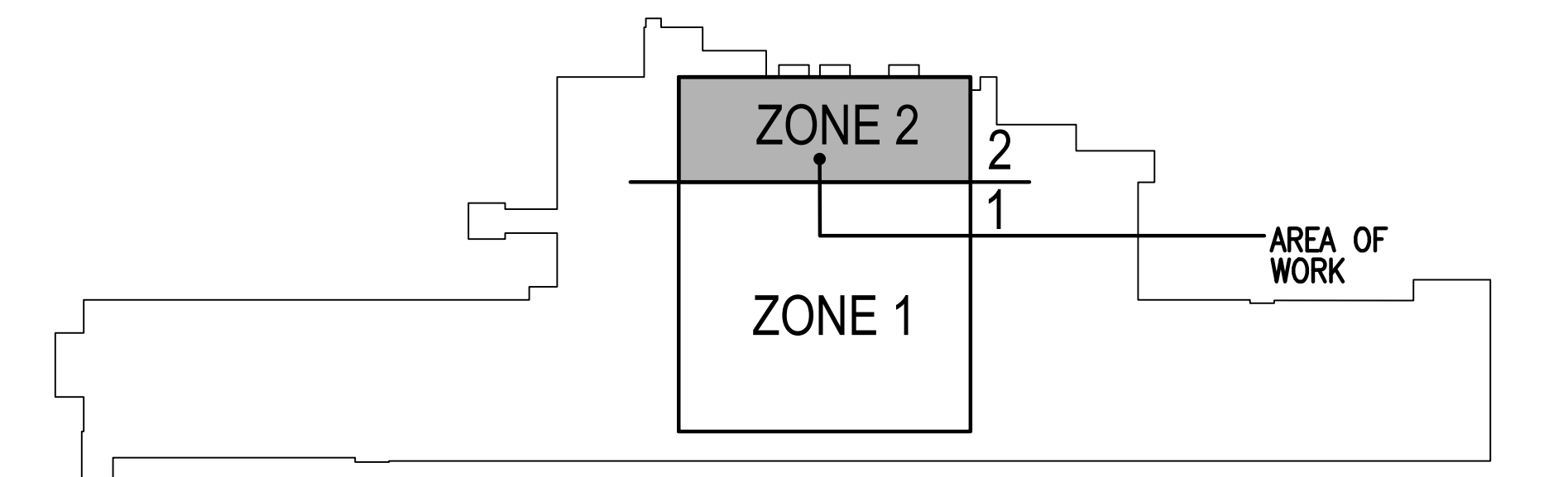
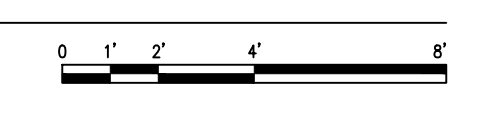
**RATED PARTITION LEGEND**

SMOKE RESISTIVE HAZARDOUS ROOM ENCLOSURE  
 1-HOUR FIRE/SMOKE BARRIER  
 2-HOUR FIRE/SMOKE BARRIER  
 SMOKE RESISTIVE HAZARDOUS ROOM ENCLOSURE (EXISTING)  
 1-HOUR FIRE/SMOKE BARRIER (EXISTING)  
 2-HOUR FIRE/SMOKE BARRIER (EXISTING)



NORTH

**1** INTERIORS - FINISH PLAN - FIRST FLOOR - ZONE 2  
 1/4"=1'-0"



NORTH  
 KEY PLAN BUILDING 4  
 NTS

10/28/2022 - ISSUE FOR 100% CONSTRUCTION DOCUMENTS

ISSUE FOR 100% CONSTRUCTION DOCUMENTS	10/28/22
REVISION	DATE

I hereby certify that this plan, specification, or report was prepared by me or under my direct supervision and that I am a duly Licensed Architect under the laws of the State of Minnesota.

Print Name: DENNIS J MIKA  
 Signature: *[Signature]*  
 Date: 10-28-22 License # 56382

ARCHITECT/ENGINEER OF RECORD

*[Signature]*  
 BANCROFT ARCHITECTS + ENGINEERS  
 700 Nicholas Blvd, Suite 300  
 Elk Grove Village, IL 60007  
 T: 847.952.9362  
 www.bancroft-ae.com  
 BAE PROJECT NO. 18-116

APPROVED PROJECT GDR	DATE:	APPROVED SERVICE LINE DIRECTOR	DATE:	APPROVED INFECTION CONTROL NURSE	DATE:
APPROVED GENS PROJECT MANAGER	DATE:	APPROVED PATIENT SAFETY	DATE:	APPROVED ASSOCIATE HEALTH CARE SYSTEM DIRECTOR	DATE:
APPROVED PROJECTS SECTION MANAGER	DATE:	APPROVED CHIEF OF POLICE	DATE:	APPROVED CHIEF OF STAFF	DATE:
APPROVED DIRECTOR PMS	DATE:	APPROVED SAFETY MANAGER	DATE:	APPROVED HEALTH CARE SYSTEM DIRECTOR	DATE:

DRAWING TITLE	DATE:	PROJECT TITLE	DATE:
INTERIORS - FINISH PLAN - FIRST FLOOR - ZONE 2	10/28/22	CONSTRUCT PACT CLINIC BUILDING 4 FIRST FLOOR	10/28/22
PROJECT SCALE		PROJECT NO.	656-400
BUILDING NO.	4	DRAWN BY	LR
CHECKED BY	DA	DWG. NO.	IF1012
LOCATION	ST. CLOUD VAHCS ST. CLOUD, MN 56303	DWG. OF	









**SIGNAGE PLAN GENERAL NOTES**

A. REFER TO SHEET 1621 FOR SIGNAGE SCHEDULE.  
 B. REFER TO SHEET 1620 FOR SIGNAGE TYPES AND DETAILS.  
 C. FINAL SIGNAGE TYPE, DESIGN, CONTENT AND LOCATION TO BE APPROVED BY VA INTERIOR DESIGNER.  
 D. REFER TO SHEET 1620 FOR SIGNAGE MOUNTING HEIGHTS.

---

**SIGNAGE FLOOR PLAN LEGEND**

AREA NOT INCLUDED IN CONTRACT

SIGN TYPE

---

**RATED PARTITION LEGEND**

SMOKE RESISTIVE HAZARDOUS ROOM ENCLOSURE

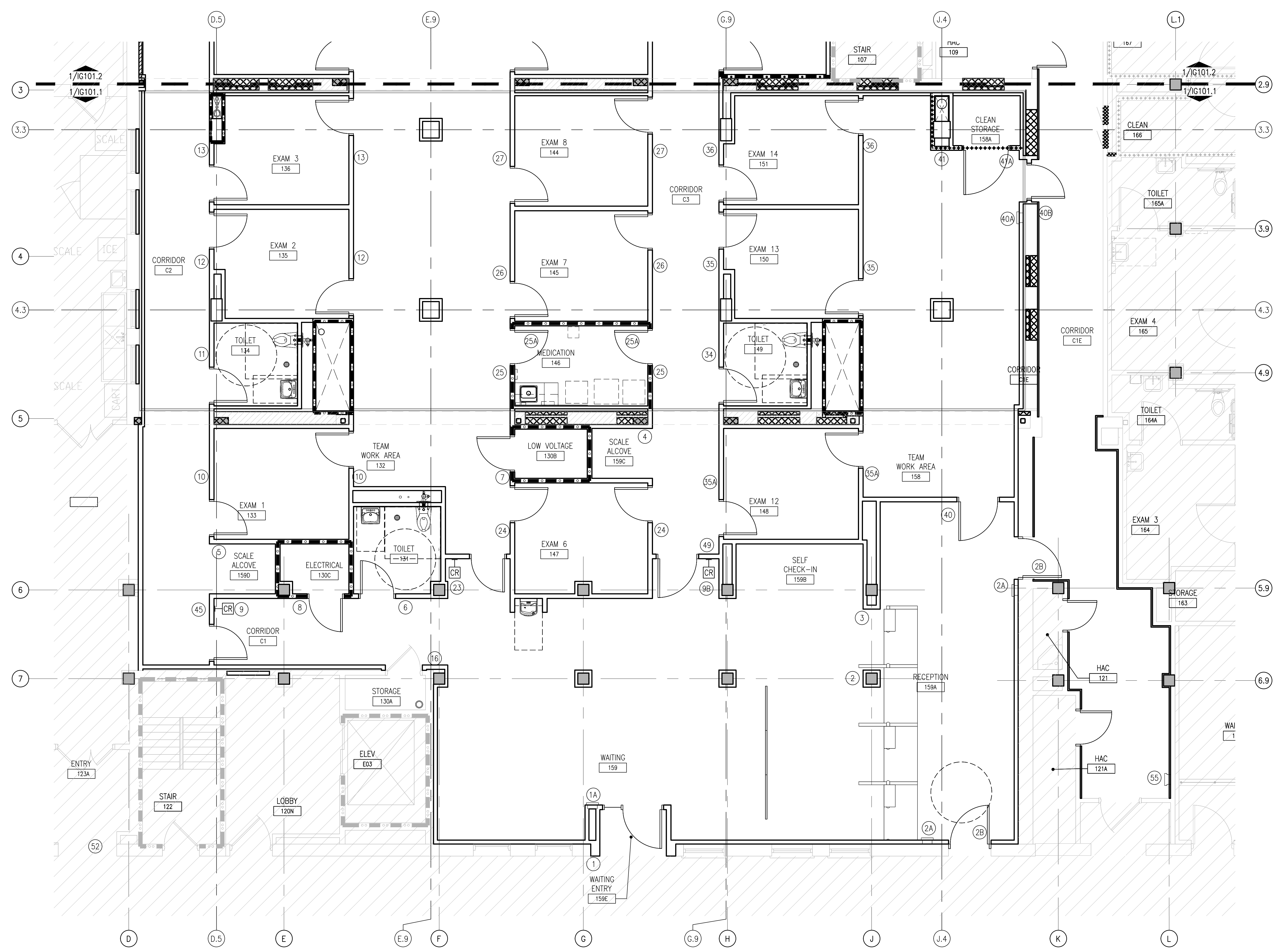
1-HOUR FIRE/SMOKE BARRIER

2-HOUR FIRE/SMOKE BARRIER

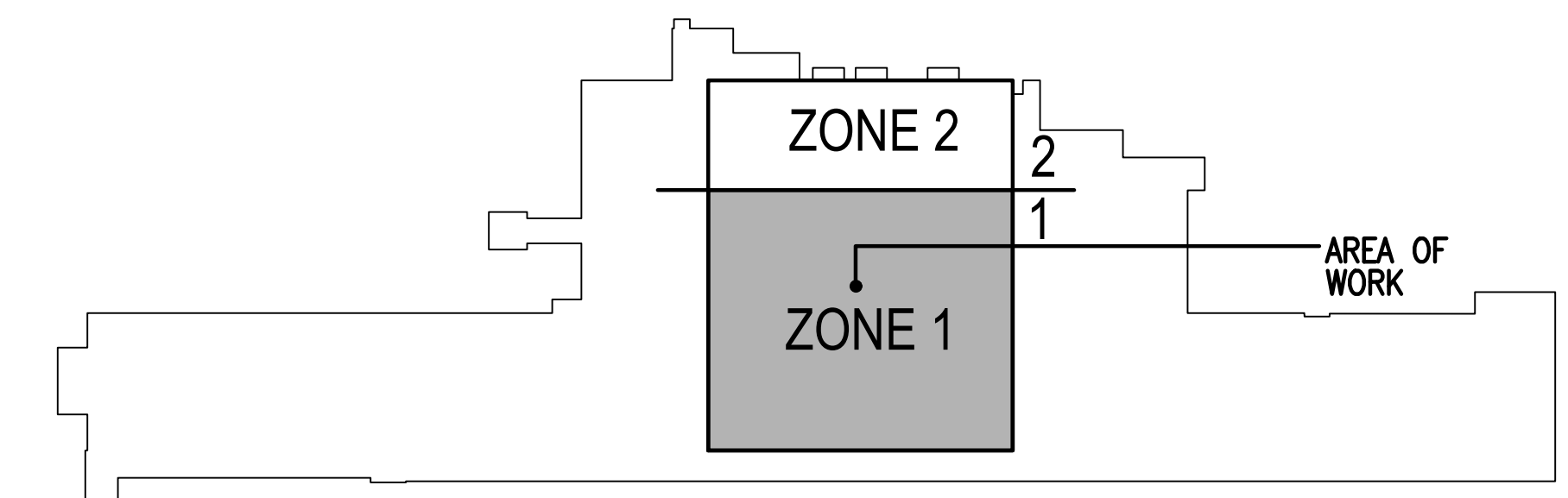
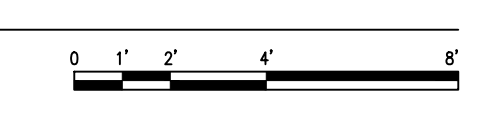
SMOKE RESISTIVE HAZARDOUS ROOM ENCLOSURE (EXISTING)

1-HOUR FIRE/SMOKE BARRIER (EXISTING)

2-HOUR FIRE/SMOKE BARRIER (EXISTING)



**1 INTERIORS - SIGNAGE PLAN - FIRST FLOOR - ZONE 1**  
 1/4"=1'-0"



**KEY PLAN BUILDING 4**  
 NTS

10/28/2022 - ISSUE FOR 100% CONSTRUCTION DOCUMENTS

ISSUE FOR 100% CONSTRUCTION DOCUMENTS	10/28/22
No.	REVISION
	DATE

I hereby certify that this plan, specification, or report was prepared by me or under my direct supervision and that I am a duly Licensed Architect under the laws of the State of Minnesota.

Print Name: DENNIS J MIKA  
 Signature:   
 Date 10-28-22 License # 56382

ARCHITECT/ENGINEER OF RECORD

BANCROFT ARCHITECTS + ENGINEERS

700 Nicholas Blvd, Suite 300  
 Elk Grove Village, IL 60007  
 T: 847.952.9362  
 www.bancroft-ae.com  
 BAE PROJECT NO. 18-116

APPROVED PROJECT GDR	DATE:	APPROVED SERVICE LINE DIRECTOR	DATE:	APPROVED INFECTION CONTROL NURSE	DATE:
APPROVED GENR PROJECT MANAGER	DATE:	APPROVED PATIENT SAFETY	DATE:	APPROVED ASSOCIATE HEALTH CARE SYSTEM DIRECTOR	DATE:
APPROVED PROJECTS SECTION MANAGER	DATE:	APPROVED CHIEF OF POLICE	DATE:	APPROVED CHIEF OF STAFF	DATE:
APPROVED DIRECTOR PMS	DATE:	APPROVED SAFETY MANAGER	DATE:	APPROVED HEALTH CARE SYSTEM DIRECTOR	DATE:

DRAWING TITLE	DATE:	BUILDING No	CHECKED BY	DRAWN	DWG. NO.
INTERIORS - SIGNAGE PLAN - FIRST FLOOR ZONE 1	10/28/22	4	DA	LR	IG1011
PROJECT TITLE	PROJECT NO.	LOCATION	DATE:	DWG. OF	
CONSTRUCT PACT CLINIC BUILDING 4 FIRST FLOOR	656-400	ST. CLOUD VAHCS ST. CLOUD, MN 56303			

**VA**

U.S. Department of Veterans Affairs  
 Veterans Health Administration  
 St. Cloud VA Health Care System







SEPS EQUIPMENT AND ACCESSORY SCHEDULE						
Room Name & Number	JSN	JSN Name	Qty	Provided By	Manufacturer	Comments
<b>PACT CLINIC BLDG 4</b>						
<b>EXAM</b>						
133 (EXAM 1)	A1066	Mirror, Float Glass, With SS Frame, 18 X 36	13	CC	equal	
135 (EXAM 2)	A5075	Dispenser, Soap, Disposable	13	WV		
136 (EXAM 3)	A5080	Dispenser, Paper Towel, SS, Surface Mounted	13	CC		
137 (EXAM 4)	A5108	Waste Disposal Units, Sharp	13	WV		
139 (EXAM 5)	A5145	Hook, Garment, Double, SS, Surface Mounted	13	CC	equal	
145 (EXAM 7)	A5225	Bracket with retractable arm, Computer Monitor	13	WV		
144 (EXAM 8)	F0206	Chair, Side with Arms (Bariatric)	13	WV	Spec - Snowball or VA approved equal	
143 (EXAM 9)	F2010	Basket, Wastepaper, Step-On	13	WV		
142 (EXAM 10)	F3200	Clock, Battery, 12" Diameter	13	WV	Peter Pepper/#343/Aluminum Finish Benzol or VA approved equal	
141 (EXAM 11)	F0340	Exam Stool, Self Adjusting	13	WV	Office Master or VA approved equal	
148 (EXAM 12)	F2310	Bulletin Board/Pamphlet, Wall Mounted	13	WV		
150 (EXAM 13)	F0860	Mobile/kidney shape/worksurface	13	WV		
	M6056	Table, Examination/Treatment, With Cabinet	13	WV		
	A1012	Telephone, Wall Mounted, 1 Line	13	WV		
	A5180	Track, Curtain, Cubicle Ceiling, Surface Mounted	26	WV	INPRO/Optitrac/white/ or VA approved equal	
	A5107	Glove Dispenser, Wall Mounted	13	WV		
	M4100	Blood Pressure Monitor, Wall Mounted	13	WV	Welsh Allyn, Green Series 777 Integrated Wall System, 12"Hx9"Dx34"W. (one of three equipment) or VA approved equal	
	M4200	Otoscope, Wall Mounted	13	WV	Welsh Allyn, Green Series 777 Integrated Wall System, 12"Hx9"Dx34"W. (one of three equipment) or VA approved equal	
	M5535	Ophthalmoscope, Wall Mounted	13	WV	Welsh Allyn, Green Series 777 Integrated Wall System, 12"Hx9"Dx34"W. (one of three equipment) or VA approved equal	
	M4116	Monitor, Blood Pressure, Physiologic, Non-invasive, free-standing	13	WV	Welsh Allyn or VA approved equal	
	U0224	Supply Cart, Undercounter	13	WV		
<b>EXAM</b>						
147 (EXAM 6)	A1066	Mirror, Float Glass, With SS Frame, 18 X 36	1	CC	equal	
	A5075	Dispenser, Soap, Disposable	1	WV		
	A5080	Dispenser, Paper Towel, SS, Surface Mounted	1	CC		
	A5108	Waste Disposal Units, Sharp	1	WV		
	A5145	Hook, Garment, Double, SS, Surface Mounted	1	CC	equal	
	F0206	Chair, Side with Arms (Bariatric)	2	WV	Spec - Snowball or VA approved equal	
	F2010	Basket, Wastepaper, Step-On	1	WV		
	F3200	Clock, Battery, 12" Diameter	1	WV	Peter Pepper/#343/Aluminum Finish Benzol or VA approved equal	
	F0340	Exam Stool, Self Adjusting	1	WV	Office Master or VA approved equal	
	F2310	Bulletin Board/Pamphlet, Wall Mounted	1	WV		
	F0860	Mobile/kidney shape/worksurface	1	WV	Altus/kidney shape laptop cart/ALT-MPC-43P	
	A1012	Telephone, Wall Mounted, 1 Line	1	WV		
	A5180	Track, Curtain, Cubicle Ceiling, Surface Mounted	2	WV	INPRO/Optitrac/white/ or VA approved equal	
	A5107	Glove Dispenser, Wall Mounted	1	WV		
	M4100	Blood Pressure Monitor, Wall Mounted	1	WV	Welsh Allyn, Green Series 777 Integrated Wall System, 12"Hx9"Dx34"W. (one of three equipment) or VA approved equal	
	M4200	Otoscope, Wall Mounted	1	WV	Welsh Allyn, Green Series 777 Integrated Wall System, 12"Hx9"Dx34"W. (one of three equipment) or VA approved equal	
	M5535	Ophthalmoscope, Wall Mounted	1	WV	Welsh Allyn, Green Series 777 Integrated Wall System, 12"Hx9"Dx34"W. (one of three equipment) or VA approved equal	
	M4116	Monitor, Blood Pressure, Physiologic, Non-invasive, free-standing	1	WV	Welsh Allyn or VA approved equal	
	U0224	Supply Cart, Undercounter	1	WV		
<b>PROCEDURE</b>						
154	A1066	Mirror, Float Glass, With SS Frame, 18 X 36	1	CC	equal	Bradley Corp/Channel Frame#781/SS or VA approved equal
	A5075	Dispenser, Soap, Disposable	1	WV		
	A5080	Dispenser, Paper Towel, SS, Surface Mounted	1	CC		
	A5106	Waste Disposal Units, Sharps	1	WV		
	A5107	Glove Dispenser, Wall Mounted	1	WV		
	A5145	Hook, Garment, Double, SS, Surface Mounted	1	CC		
	A5180	Track, Cubicle, Surface Mounted, With Curtain	1	WV	INPRO/Optitrac/white/ or VA approved equal	
	A1203	Lift System, Overhead, Bariatric	1	CC		
	A5225	Bracket with retractable arm, Computer Monitor	1	WV		
	A1012	Telephone, Wall Mounted, Multi-Line with Speaker	1	WV		
	F2310	Bulletin Board/Pamphlet, Wall Mounted	1	WV		
	F0206	Chair, Side with Arms (Bariatric)	1	WV		
	F0340	Exam Stool, Self Adjusting	1	WV	Office Master or VA approved equal	
	F2010	Basket, Wastepaper, Step-On	1	WV		
	F3200	Clock, Battery, 12" Diameter	1	WV	Peter Pepper/#343/Aluminum Finish Benzol or VA approved equal	
	M1802	Computer, Monitor and Keyboard, Wall-Mounted	1	WV		
	M0506	Monitor, Wall-Mounted	1	WV		
	M3070	Hamper, Soiled Linen, Mobile, w/Lid	1	WV		
	M4100	Sphygmomanometer, wall hung	1	WV	Welsh Allyn, Green Series 777 Integrated Wall System, 12"Hx9"Dx34"W. (one of three equipment) or VA approved equal	
	M4200	Otoscope, wall hung	1	WV	Welsh Allyn, Green Series 777 Integrated Wall System, 12"Hx9"Dx34"W. (one of three equipment) or VA approved equal	
	M5535	Ophthalmoscope, wall hung	1	WV	Welsh Allyn, Green Series 777 Integrated Wall System, 12"Hx9"Dx34"W. (one of three equipment) or VA approved equal	
	A5180	Track, Curtain, Cubicle Ceiling, Surface Mounted	1	WV	INPRO/Optitrac/white/ or VA approved equal	
	M4116	Monitor, Blood Pressure, Physiologic, Non-invasive, free-standing	1	WV	Welsh Allyn or VA approved equal	
	M8320	Table, Exam Treatment h-o, electrical 120 volt, 30"D X 78"W X 32" H	1	WV		

SEPS EQUIPMENT AND ACCESSORY SCHEDULE						
Room Name & Number	JSN	JSN Name	Qty	Provided By	Manufacturer	Comments
<b>PACT CLINIC BLDG 4</b>						
<b>RECEPTION</b>						
159A	F2300	Rack, Magazine, Wall Mounted	1	WV		
	A1016	Telephone, Desk, Multiple Line, W/Speaker	4	WV		
	F2000	Basket, Wastepaper, Round, Metal	6	WV		
	M1801	Computer, Microprocessing, w/Flat Panel Monitor	6	WV		
	F3050	Whiteboard, Dry Erase	1	WV		
	E0210	Modular sit/stand work station with under counter keyboard tray	4	WV	Herman Miller - Ethospace or VA approved equal	
	F0280	Chair, Swivel, With Arms	4	WV	Herman Miller/Mirra 2 or VA approved equal	
	A5145	Hook, Coat, Wall Mounted	4	CC	Peter Pepper/#2075/Aluminum Finish or VA approved equal	
	M1840	Printer/Copier/Fax Combination	1	WV		
	F3200	Clock, Battery, 12" Diameter	1	WV	Peter Pepper/#343/Aluminum Finish Benzol or VA approved equal	
	F0420	Cabinet, Lateral Filing, Half Height, 3 Drawer	3	WV	Tu Storage or VA approved equal	
	F0275	Chair, Swivel, With Arms	2	WV	Herman Miller/Mirra 2 or VA approved equal	
	A1011	Telephone, Desk, Multiple Line, W/Speaker	2	WV		
	U0750	Modular sit/stand work station with under counter keyboard tray	2	WV	Herman Miller/MORA/ or VA approved equal	
<b>SCALE ALCOVE</b>						
159C	U0330	Wheel chair, Scale (120C)	1	WV	Welsh Allyn/6702-XX-X Scale-Tronix 28" x 30" or VA approved equal	
	A5109.C	18" - 1 1/4" Diameter Stainless Steel Grab Bars with Snap Flange	2	CC		
159D	U0340	Scale, Floor	1	WV	Welsh Allyn/5002-XX-X Scale-Tronix or VA approved equal	
<b>SELF CHECK-IN ALCOVE</b>						
159B	U0226	Kiosk	2	WV		
<b>PCMH</b>						
138	F2000	Basket, Wastepaper, Round, Metal	1	WV		
	M1802	Computer, Monitor and Keyboard, Wall-Mounted	1	WV		
	F3200	Clock, Battery, 12" Diameter	1	WV	Peter Pepper/#343/Aluminum Finish Benzol or VA approved equal	
	A5145	Hook, Garment, Double, SS, Surface Mounted	1	CC	Peter Pepper/#2075/Aluminum Finish or VA approved equal	
	F0206	Chair, Side with Arms (Bariatric)	1	WV	Spec - Snowball or VA approved equal	
	F0280	Chair, Swivel, With Arms	1	WV	Herman Miller/Mirra 2 or VA approved equal	
	A5225	Bracket with retractable arm, Computer Monitor	1	WV		
<b>MEDICATION</b>						
146	A5108	Sharps container	1	WV		
	A5030	Dispenser, paper towel, surface mounted	1	CC		
	A5075	Dispenser, soap, liquid, wall mounted	1	WV		
	A5077	Dispenser, sanitizer, wall mounted	1	WV		
	F2017	Receptacle, waste, step on type, approx. 12" (300 mm) diameter	1	WV		
	M3150	Omnicell/Automated storage/dispensing unit (cell) secure, approx. 27" W x 25" D x 78" H	1	WV		
	R7000	Refrigerator, Model BVRP-V64	1	WV	Temparmour or VA approved equal	
	M7250	Cart, medication, with PC computer system 36"x30"x36"	1	WV		
<b>TOILET</b>						
131	A5109	Stainless Swing-up Steel Grab Bars	2	CC		
	A5109.A	42" - 1 1/4" Diameter Stainless Steel Grab Bars with Snap Flange	1	CC		
134	A5109.B	36" - 1 1/4" Diameter Stainless Steel Grab Bars with Snap Flange	1	CC		
139	A5109.C	18" - 1 1/4" Diameter Stainless Steel Grab Bars with Snap Flange	1	CC		
155 (BARIATRIC)	A5080	Dispenser, Paper Towel, SS, Surface Mounted	1	CC		
	A5075	Dispenser, Soap, Disposable	1	WV		
	A5090	Disposal, Sanitary napkin, SS, surface-mounted	1	CC	Bradley Corp/#4722-15/Surface Mounted or VA approved equal	
	A1067	Mirror, Float Glass, ADA Accessible	1	CC		
	A4995	*Table, Diaper Changing, Wall-mounted	1	CC	Koala Kare, Vertical, SS, Wall mounted KB11-SSWM or VA approved equal	Only in 131
	A5200	Dispenser, Toilet Tissue, SS, 2-Roll, Surface Mtd.	1	CC		
	A5145	Hook, Garment, Double, SS, Surface Mounted	1	CC	Peter Pepper/#2075/Aluminum Finish or VA approved equal	
	U0102	Pipe cover, ADA	1	CC	Truebro or VA approved equal	
	F2010	Basket, Wastepaper, Step On	1	WV		
<b>TEAM WORK AREA</b>						
132	F0275	Chair, Swivel, With Arms	24	WV	Herman Miller/Mirra 2 or VA approved equal	
158	A1011	Telephone, Desk, Multiple Line, W/Speaker	24	WV		
	F2000	Basket, Wastepaper, Fire Resistant	24	WV		
	M1840	Printer/Copier/Fax Combination	2	WV		
	M1801	Computer, Microprocessing, w/Flat Panel Monitor	24	WV		
	F3050	Whiteboard, Dry Erase	1	WV		
	U0750	Modular sit/stand work station with under counter keyboard tray	24	WV	Herman Miller/MORA/ or VA approved equal	
	A5109	Grab Bar, 1-1/4" Dia., SS, 2Wall, W/C Accessible	1	CC		(Bariatric - Heavy Duty - 155 only)
	F0420	Cabinet, Filing, Lateral, Half Height	6	WV		
	F0130	Bookstack	1	WV		
	F3200	Clock, Battery, 12" Diameter	2	WV		
<b>HAC</b>						
156	A5160	Shelf, 8" Depth, SS, Surface Mounted	1	CC		
	A5135	Shelf, Utility W/ Mop/Broom Holders, SS, Surf Mtd	1	CC		
	A5075	Dispenser, soap, liquid, wall mounted	1	WV		
	A5080	Dispenser, Paper Towel, SS, Surface Mounted	1	CC		
<b>SPS</b>						
152	U5160	ULINE MODEL H-2951-72 WIRE SHELVING W/ CASTERS	2	WV	Uline Model H-2951-72 or VA approved equal	

NOTES:  
TAG NUMBER STARTING WITH "U" DO NOT HAVE VA PROVIDED JSN NUMBER  
CC - CONTRACTOR FURNISHED/INSTALLED  
WV - GOVT FURNISHED & INSTALLED  
VC - GOVT FURNISHED & CONTRACTOR INSTALLED  
AR - "AS REQUIRED" FINAL QUANTITY NOT ESTABLISHED


10/28/2022 - ISSUE FOR 100 % CONSTRUCTION DOCUMENTS

ISSUE FOR 100% CONSTRUCTION DOCUMENTS	10/28/22
No	REVISION
	DATE

I hereby certify that this plan, specification, or report was prepared by me or under my direct supervision and that I am a duly Licensed Architect under the laws of the State of Minnesota.

Print Name: DENNIS J MIKA  
Signature:   
Date: 10-28-22 License # 56382

ARCHITECT/ENGINEER OF RECORD

  
BANCROFT ARCHITECTS + ENGINEERS  
700 Nicholas Blvd, Suite 300  
Elk Grove Village, IL 60007  
T: 847.952.9362  
www.bancroft-ae.com  
BAE PROJECT NO. 18-116

APPROVED PROJECT GDR	DATE:	APPROVED SERVICE LINE DIRECTOR	DATE:	APPROVED INFECTION CONTROL NURSE	DATE:
APPROVED GENS PROJECT MANAGER	DATE:	APPROVED PATIENT SAFETY	DATE:	APPROVED ASSOCIATE HEALTH CARE SYSTEM DIRECTOR	DATE:
APPROVED PROJECTS SECTION MANAGER	DATE:	APPROVED CHIEF OF POLICE	DATE:	APPROVED CHIEF OF STAFF	DATE:
APPROVED DIRECTOR PMS	DATE:	APPROVED SAFETY MANAGER	DATE:	APPROVED HEALTH CARE SYSTEM DIRECTOR	DATE:

DRAWING TITLE	DATE:	PROJECT TITLE	DATE:
EQUIPMENT - SEPS EQUIPMENT AND ACCESSORY SCHED	10/28/22	CONSTRUCT PACT CLINIC BUILDING 4 FIRST FLOOR	10/28/22
PROJECT NO.	656-400	PLOT SCALE	
DRAWING NO.	10100	PROJECT NO.	656-400
BUILDING NO.	4	CHECKED BY	YH
LOCATION	ST. CLOUD VAHCS ST. CLOUD, MN 56303	DWG. OF	

